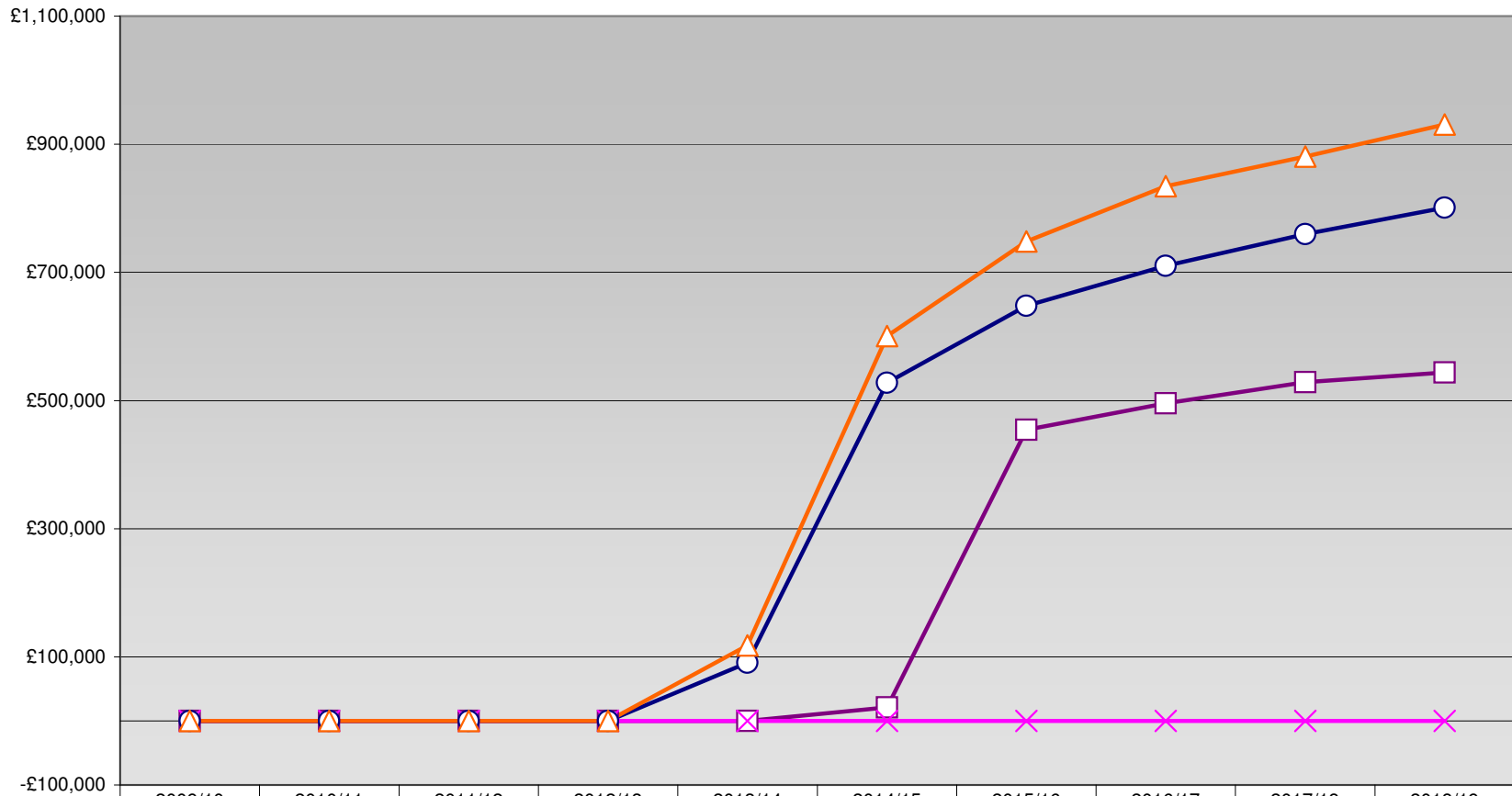
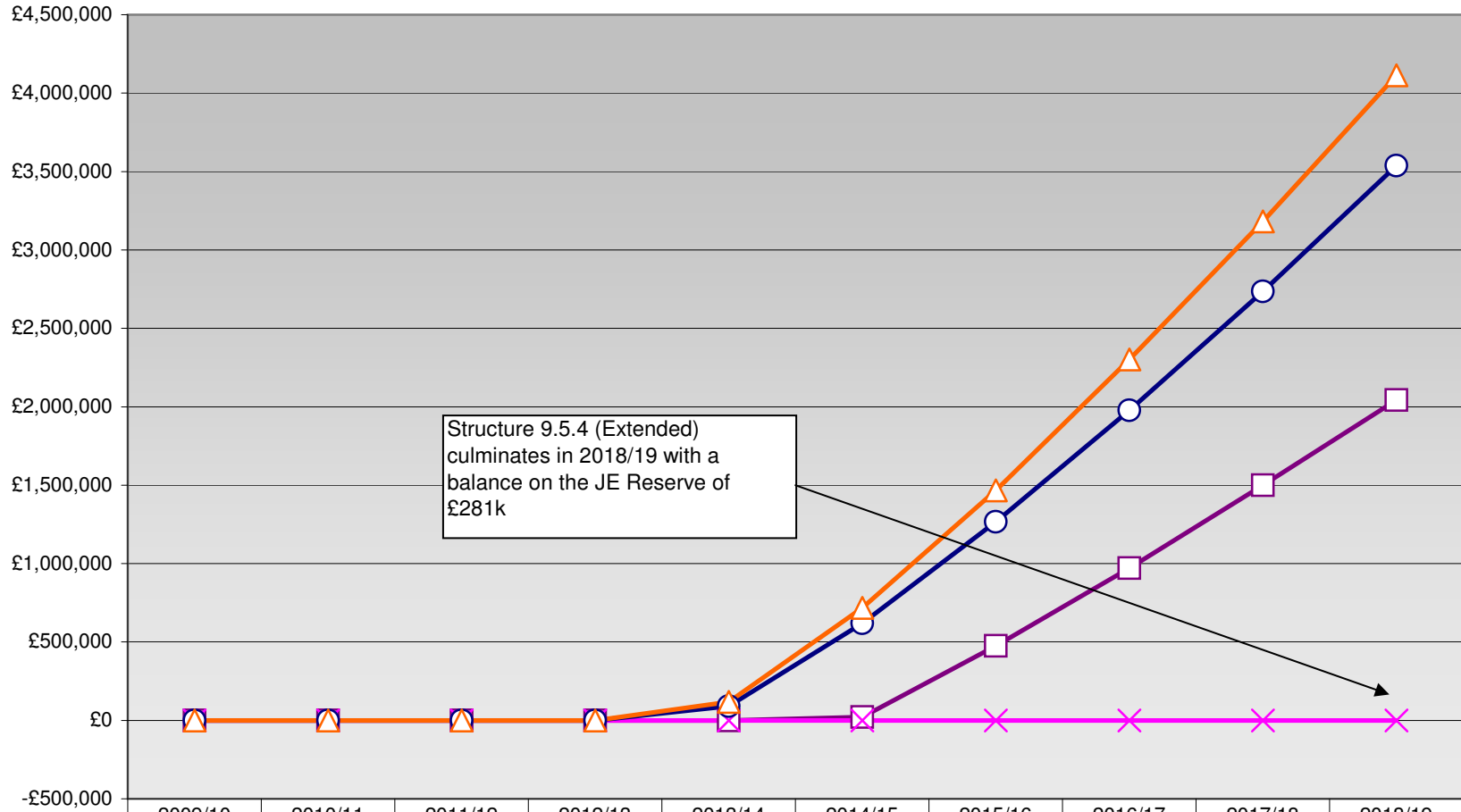


**General Fund
New Structures - Additional Annual Cost (Net of JE Reserve)**



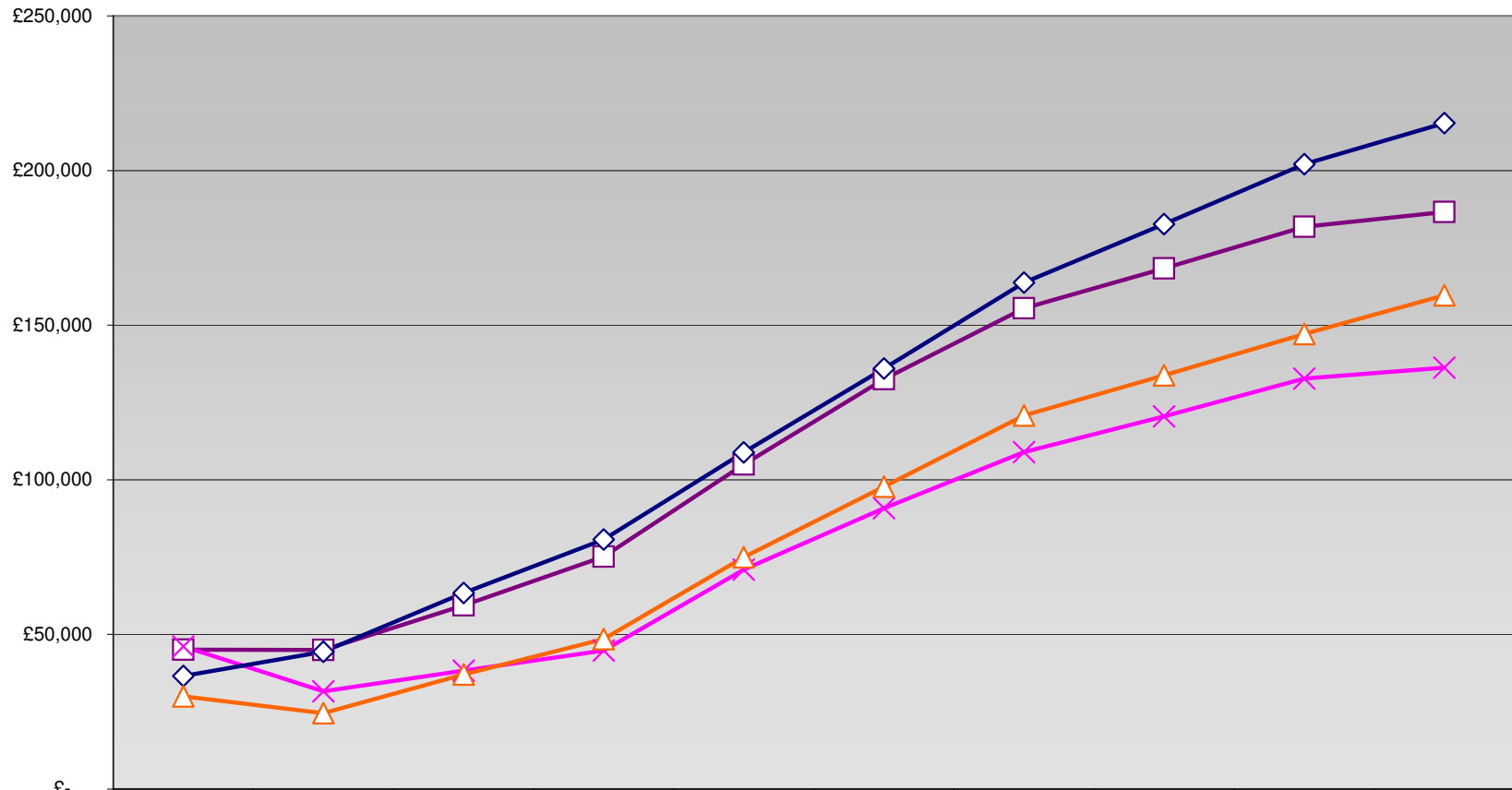
	2009/10	2010/11	2011/12	2012/13	2013/14	2014/15	2015/16	2016/17	2017/18	2018/19
9.5.4 Original	£0	£0	£0	£0	£0	£21,104	£454,557	£495,553	£528,569	£543,611
9.5.4 Ext	£0	£0	£0	£0	£0	£0	£0	£0	£0	£0
9.5.4.2	£0	£0	£0	£0	£90,585	£527,964	£647,715	£710,373	£759,540	£800,830
9.5.4.5	£0	£0	£0	£0	£117,869	£600,514	£748,219	£834,593	£881,025	£930,733

**General Fund
New Structures - Cumulative Additional Cost (Net of JE Reserve)**



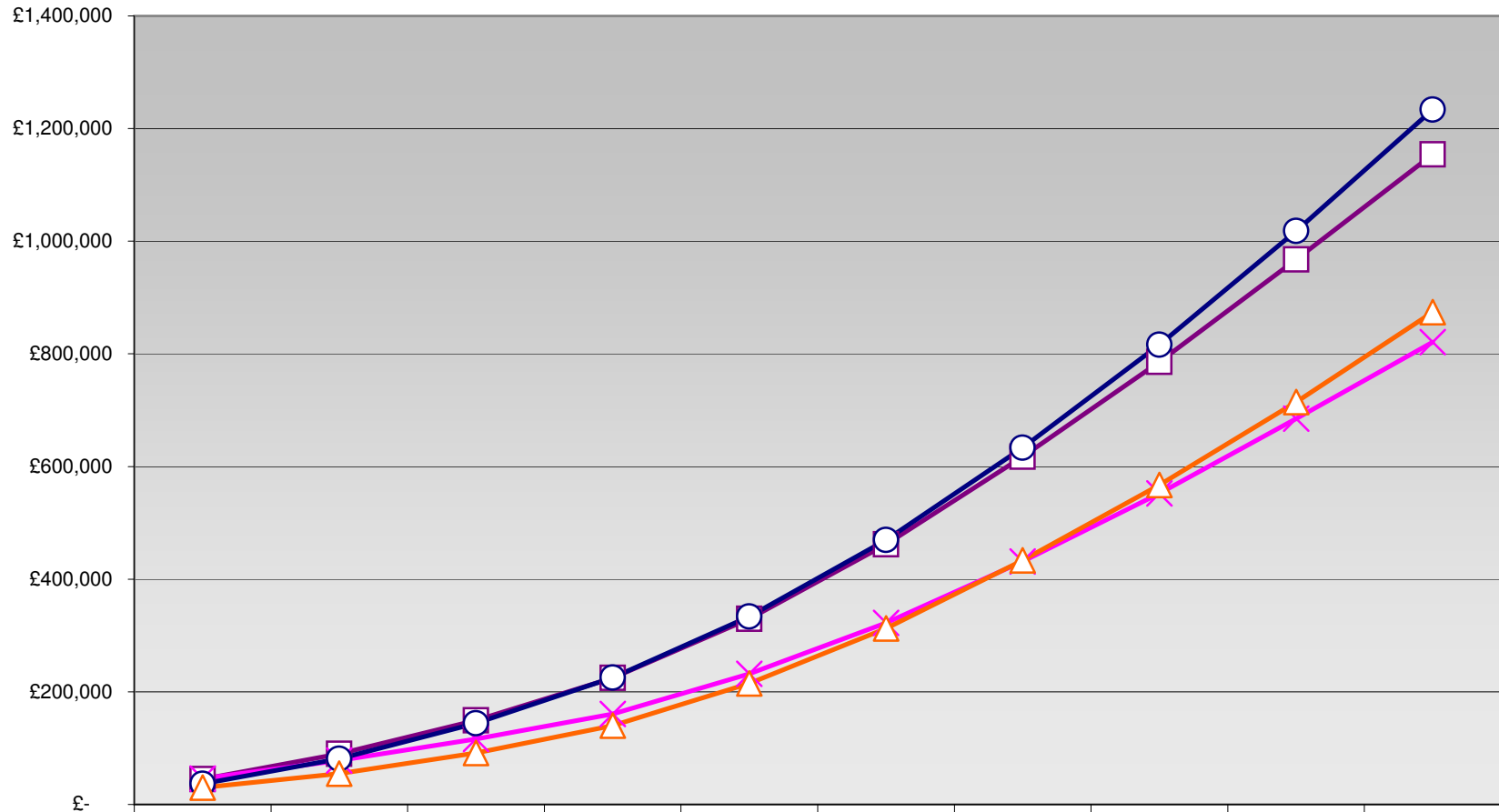
	2009/10	2010/11	2011/12	2012/13	2013/14	2014/15	2015/16	2016/17	2017/18	2018/19
9.5.4 Original	£0	£0	£0	£0	£0	£21,104	£475,661	£971,214	£1,499,783	£2,043,394
9.5.4 Ext	£0	£0	£0	£0	£0	£0	£0	£0	£0	£0
9.5.4.2	£0	£0	£0	£0	£90,585	£618,549	£1,266,264	£1,976,637	£2,736,177	£3,537,007
9.5.4.5	£0	£0	£0	£0	£117,869	£718,383	£1,466,602	£2,301,195	£3,182,220	£4,112,953

Housing Revenue Account New Structures - Additional Annual Cost



	2009/10	2010/11	2011/12	2012/13	2013/14	2014/15	2015/16	2016/17	2017/18	2018/19
9.5.4 Original	£45,098	£44,962	£59,368	£75,170	£104,951	£132,541	£155,482	£168,337	£181,819	£186,575
9.5.4 Ext	£46,153	£31,606	£38,283	£44,749	£70,933	£90,777	£108,959	£120,559	£132,762	£136,271
9.5.4.2	£36,568	£44,370	£63,383	£80,700	£108,862	£135,947	£163,747	£182,716	£202,074	£215,318
9.5.4.5	£29,989	£24,519	£37,090	£48,487	£74,970	£97,740	£120,824	£133,748	£147,141	£159,680

**Housing Revenue Account
New Structures - Cumulative Additional Cost**



	2009/10	2010/11	2011/12	2012/13	2013/14	2014/15	2015/16	2016/17	2017/18	2018/19
9.5.4 Original	£45,098	£90,060	£149,428	£224,598	£329,549	£462,090	£617,572	£785,909	£967,728	£1,154,303
9.5.4 Ext	£46,153	£77,759	£116,042	£160,791	£231,724	£322,501	£431,460	£552,019	£684,781	£821,052
9.5.4.2	£36,568	£80,938	£144,321	£225,021	£333,883	£469,830	£633,577	£816,293	£1,018,367	£1,233,685
9.5.4.5	£29,989	£54,508	£91,598	£140,085	£215,055	£312,795	£433,619	£567,367	£714,508	£874,188