



Statistics

APPENDIX A

[← case summaries](#)

1 October 2003 - 30 September 2004

[Archiv](#)

Number of allegations received

Number of allegations received

Source of allegations

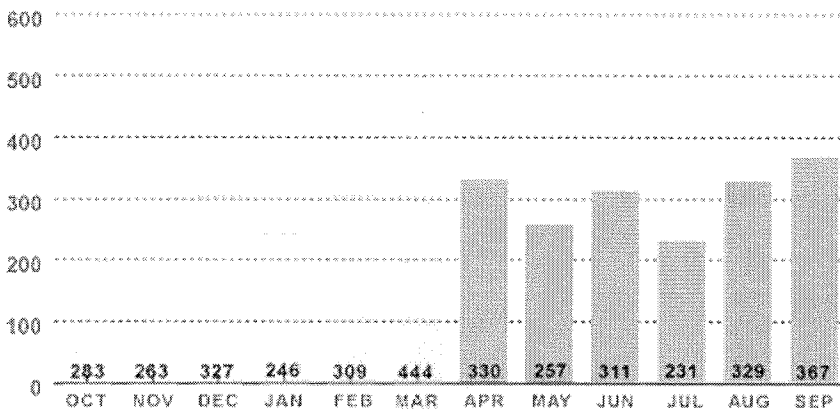
Type of authority allegations concern

Percentage of allegations referred for investigation

Nature of allegations referred for investigation

Allegations referred for investigation by type of authority

Completed cases by final findings



* This chart does not reflect figures for a financial year.

Total number of allegations for 2004/2005 financial year 1825

Total number of allegations for 2003/2004 financial year 3566

- Text mode
- Print version
- Privacy policy



Statistics

[← case summaries](#)

Cumulative from April 2004

[Archiv](#)

Number of allegations received

Source of allegations

Type of authority allegations concern

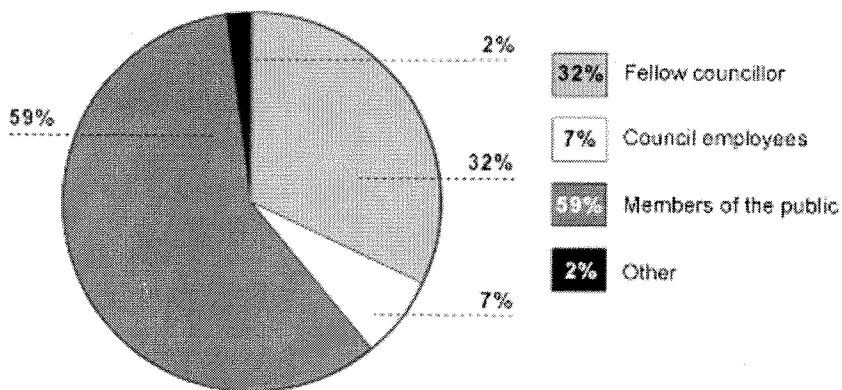
Percentage of allegations referred for investigation

Nature of allegations referred for investigation


Allegations referred for investigation by type of authority

Completed cases by final findings

Source of allegations



- [Text mode](#)
- [Print version](#)
- [Privacy policy](#)



Statistics

[← case summaries](#)

Cumulative from April 2004

[Archiv](#)

Number of allegations received

Source of allegations

Type of authority allegations concern

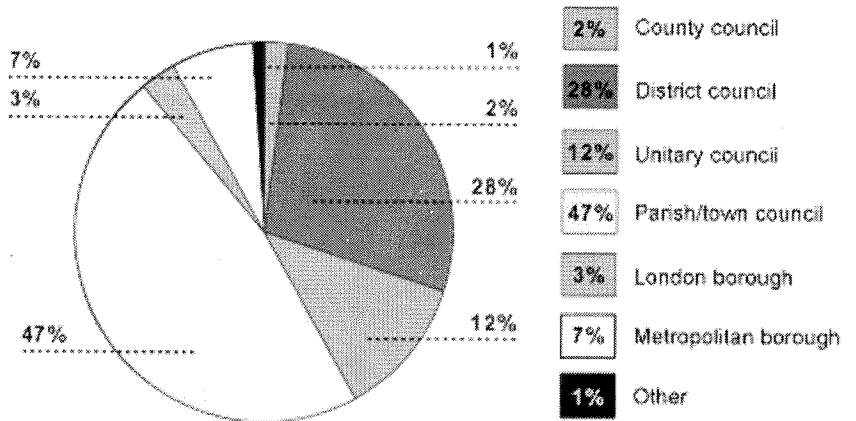
Percentage of allegations referred for investigation

Nature of allegations referred for investigation

Allegations referred for investigation by type of authority

Completed cases by final findings

Type of authority allegations concern



- Text mode
- Print version
- Privacy policy



Statistics

[← case summaries](#)

Cumulative from April 2004

[Archiv](#)

Number of allegations received

Source of allegations

Type of authority allegations concern

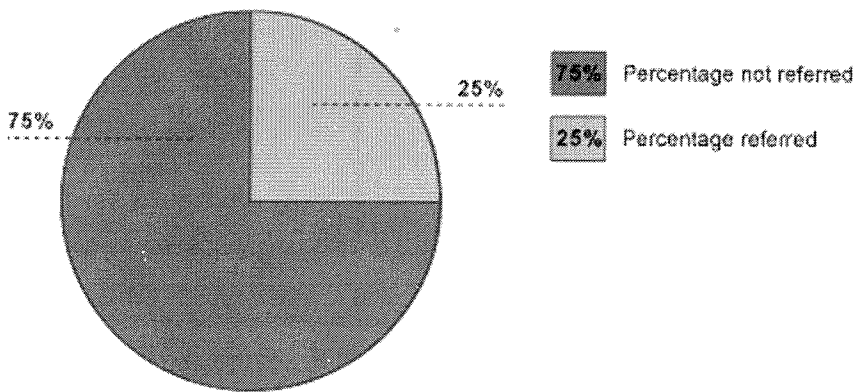
Percentage of allegations referred for investigation

Nature of allegations referred for investigation

Allegations referred for investigation by type of authority

Completed cases by final findings

Percentage of allegations referred for investigation



- Text mode
- Print version
- Privacy policy



Cumulative from April 2004

Archive

Number of allegations received

Source of allegations

Type of authority allegations concern

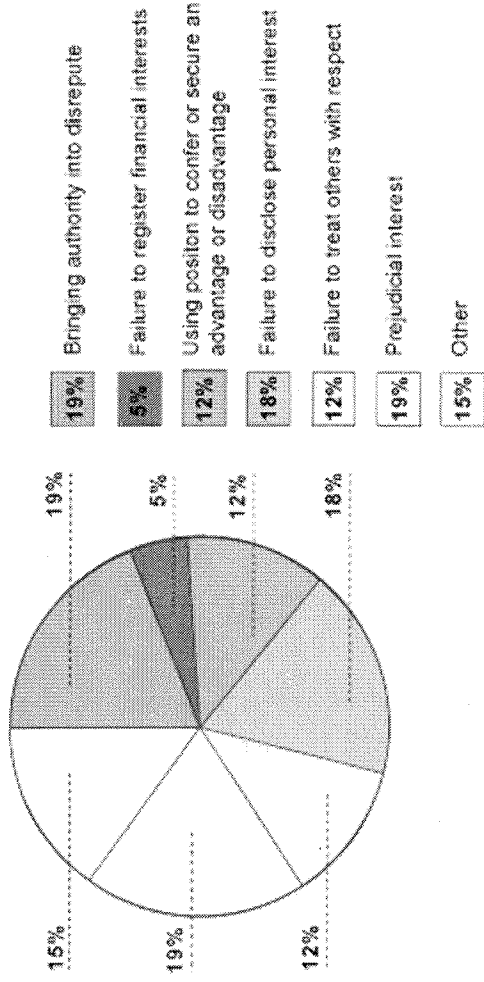
Percentage of allegations referred for investigation

Nature of allegations referred for investigation

Allegations referred for investigation by type of authority

Completed cases by final findings

Nature of allegations referred for investigation



- Text mode
- Print version
- Privacy policy



Statistics

[← case summaries](#)

Cumulative from April 2004

[Archiv](#)

Number of allegations received

Source of allegations

Type of authority allegations concern

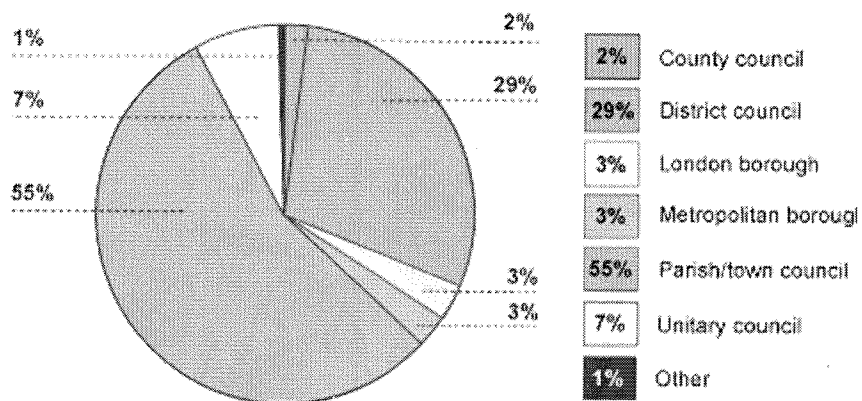
Percentage of allegations referred for investigation

Nature of allegations referred for investigation

Allegations referred for investigation by type of authority

Completed cases by final findings

Allegations referred for investigation by type of authority



- Text mode
- Print version
- Privacy policy



Cumulative from April 2004

Archive

Number of allegations received

Completed cases by final findings

Source of allegations

10%

Type of authority allegations concern

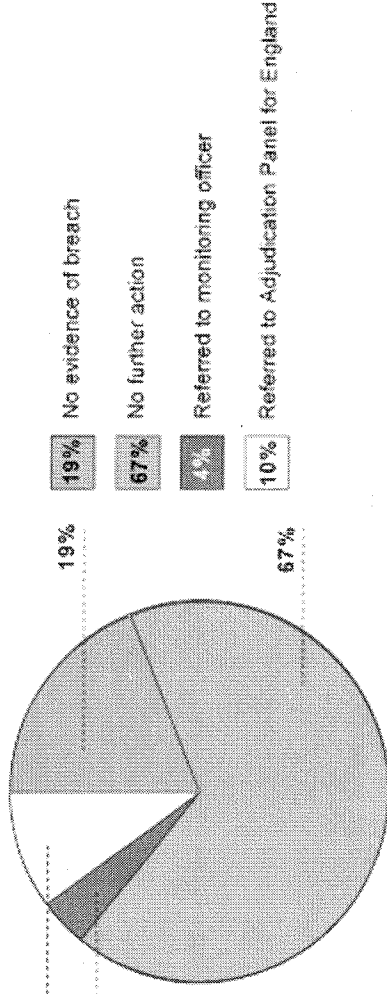
4%

Percentage of allegations referred for investigation

Nature of allegations referred for investigation

Allegations referred for investigation by type of authority

Completed cases by final findings



- Text mode
- Print version
- Privacy policy