

CABINET

Delivering Our Priorities: Q1 2022/23 13 September 2022

Report of Chief Executive

PURPOSE OF REPORT			
To provide members with an update on performance, projects, and resources during the first quarter of 2022/23 (April – June 2022).			
Key Decision	N	Non-Key Decision	Referral from Cabinet Member
Date of notice of forthcoming key decision	N/A		
This report is public			

RECOMMENDATIONS OF COUNCILLOR WHITEHEAD

That Cabinet

- (1) Consider the update on performance, projects, and resources for Quarter 1 2022/23.

1.0 Introduction

- 1.1 The primary purpose of this report is to present information relating to the council's projects, performance and resources for the period April-June 2022, which can found within the appendices.

2.0 Performance Reporting

- 2.1 The Highlight Report at Appendix A shows a strong level of performance, with services largely now pursuing their substantive activities rather than Covid-19 response requirements. This trend is likely to continue throughout 2022-23, with goals and reporting increasingly aligned to Plan 2030 Priorities and Outcomes.

3.0 Project Reporting

- 3.1 The highlight report shows that nearly all the Council's Strategic Projects are running to plan at the end of Quarter 1 2022/23. The only project reporting an amber status is the Heritage Action Project. This is due to a number of factors outside of the Council's control. No projects are reporting a red status.
- 3.2 Since quarter 4, two further projects have closed:

- a. Bailrigg Garden Village Masterplanning (although this will be followed by further activity on the wider South Lancaster Growth Catalyst programme)
 - b. Local Authority Delivery for Green Homes Grant
- 3.3 From quarter 1, the Corporate Programme Team are in the process of collecting and analysing the following information for all strategic projects. The analysis will provide a greater understanding of the benefits which can be expected, the project timescales and project risks across the Council to enable informed decision-making at both strategic and operational level.
- a. Links to Plan 2030 Outcomes
 - b. Details of consultancy or contractors appointed directly by each project
 - c. Project Plans
 - d. Risk Logs

4.0 Financial Monitoring

- 4.1 The 2022/23 Budget and MTFS 2022-2026 approved by Council in February 2022 set a balanced budget for the year based on the assumptions made at that time. The COVID - 19 pandemic continues to create a significant shock to the economy and result in unplanned expenditure and income losses for the Council.
- 4.2 All portfolios are required to examine their revenue budgets regularly and reports are submitted to Cabinet and Budget & Performance Panel for review. To enable Portfolio Holders to meet this requirement Financial Services continually reviews and refreshes how it presents the Council's Corporate Monitoring information.
- 4.3 In an attempt to aid understanding Members should note that where **projected variances** values are presented with brackets () this reflects a negative, or adverse movement from the budgeted position. Conversely, projected variances accompanied with a + sign represents a positive, or favourable movement from the budgeted position.

The following financial appendices accompany the financial monitoring section of this report

- Appendix B: General Fund Service Analysis
- Appendix C: General Fund Subjective Analysis
- Appendix D: HRA Service Analysis
- Appendix E: General Fund Capital Projects
- Appendix F: HRA Capital Projects
- Appendix G: Reserves Projected Outturn
- Appendix H: Approved Savings Monitoring
- Appendix I: Service Analysis

5.0 Cost of Living / Energy Price Crisis

- 5.1 The start of this financial year has seen extraordinarily high inflation rates coupled with major increases to the cost of energy. Where appropriate, initial projected variances have been included within the relevant service areas. For information, the estimated projected outturn on energy budgets is £1.676M (£1.087M General Fund, £0.589M HRA). These areas will be closely monitored over the coming months and the latest projections will be included in an updated budget produced during Quarter 3 of the financial year, scheduled for reporting in November 2022.

5.2 As part of the 2022/23 budget setting process, an inflationary uplift of 2% was included to salaries across all services of the Council. The National Employers latest offer of an increase of £1,925 on all NJC pay points is currently out to consultation with the Unions. With regard to the financial impact on the Council, it is expected to result in an additional strain of £1.2M (£1.0M General Fund, £0.2M HRA). Note that as the pay award is not finalised, the marginal impact has not been included in the projected outturns within service but has been included in the summary positions and tables below as appropriate.

6.0 General Fund Summary Position

6.1 Quarter 1 (Q1) monitoring covers the period for April – June 2022. At the end of Q1 (June 2022) we are currently projecting a year end overspend against budget of **£2.181M**. This amount equates to approximately **10.26%** of the Council's approved Net Revenue Budget of **£21.254M**. This could potentially rise to **£3.181M** due to the pay award equating to **14.97%** of the budget. Members will recall that as part of the 2022/23 budget cycle that Council approved a small contribution to reserves of **£0.034M** in order to produce a balanced budget. This will no longer be possible and there will instead be a call on reserves of **£2.181M (£3.181M)** pay award pending.

6.2 In addition, this position is at the first-quarter point of the financial year and officers work will continue over the coming months to monitor and forecast the costs and savings associated with other emerging budget pressures. In the meantime, arrangements are in place to scrutinise all existing expenditure plans in conjunction with the Outcomes Based Reporting (OBR) project. It should also be noted that many items that contribute to the in-year position and recurring (pay award, inflation etc) and as such will result in a significantly increased budget gap. This will be addressed as part of the MTFs refresh report due in November 2022.

6.3 A summary of the Q1 revenue position for the main service accounts of the Council is set out in table 1 below with commentary on significant variances provided on the following paragraphs.

Table 1 Quarter 1 Financial Monitoring – Service Analysis

	Original Budget 2022/23 £'000	Working Budget 2022/23 £'000	Q1 Actual 2022/23 £'000	Projected Outturn 2022/23 £'000	Projected Variance 2022/23 £'000
Communities and Environment	5,193	5,193	(1,508)	6,177	(984)
Economic Growth and Regeneration	4,605	4,605	1,153	5,469	(864)
Corporate Services	6,760	6,760	2,494	7,623	(863)
Central Services	1,162	1,162	289	1,127	+35
Other Items	4,717	4,717	(275)	4,222	+495
Sub Total	22,437	22,437	2,153	24,618	(2,181)
Net Recharges to Housing Revenue Account	(1,044)	(1,044)	0	(1,044)	0
RMS Capital Charges (now Housing Revenue Account)	(139)	(139)	862	(139)	0
Revenue Reserve funded items included in above analysis	1,641	1,641	(109)	1,630	+11
Revenue Reserve funded items included in above analysis	(1,641)	(1,641)	0	(1,630)	(11)
Sub Total	(1,183)	(1,183)	753	(1,183)	0
General Fund Revenue Budget	21,254	21,254	2,906	23,435	(2,181)
Financing Income	(11,078)	(11,078)	4,118	(11,078)	0
Council Tax Requirement	10,176	10,176	7,024	12,357	(2,181)
Estimated Additional Impact Of Pay Award	0	0	0	1,000	(1,000)
Adjusted Total To Include Estimated Pay Award	10,176	10,176	7,024	13,357	(3,181)

Communities and Environment (£0.984M Adverse)

6.4 Significant budget variances including: -

- Energy costs (-£0.502M); petrol and diesel (-£0.214M).
- Salary savings (+£0.259M) across directorate largely due to secondment of service heads to other local authorities built into future projections.
- Forecast income was returned to pre-pandemic levels. As part of the budget setting process a further savings item of £495K was included to reflect the impact of a car parking tariff review. Subsequent changes to the tariffs and a social media campaign have resulted in an adverse first quarter variance of circa (-£0.125M) when considered against the profile. It is difficult to accurately estimate a projected outturn at this point due to the tariffs still bedding in but an indicative figure of (-£0.300M) has been included.
- Transport costs have increased due to vehicle Repairs & Maintenance and associated hire costs arising from delayed delivery of new fleet (-£0.104M). Lead-in times have increased dramatically as a result of the pandemic due to supply chain issues and this is expected to continue in the short term.
- Forecast pitch fee income loss (-£0.038M) on Mellishaw Park due to the proposed decanting of tenants as part of the forthcoming capital project.
- Garden waste subscriptions (-£0.029M) are 3% down on last year with approximately 23,750 subscribers (compared to 24,510 in 2021/22).

Economic Growth and Regeneration (£0.864M Adverse)

6.5 Significant predicted year end variances including: -

- Energy costs (-£0.585M)
- Salary savings (+£0.173M) across directorate largely due vacant service head position, ten vacancies within development control and a further four vacancies within the projects team.
- Property Services projected outturn includes (-£0.240M) for new investment income not achievable. Changes to borrowing requirements have prevented the acquisition of properties purely for commercial gain.
- Rental shortfalls (-£0.066M) at 7 Cheapside, Hilmore Way and Assembly Rooms. These were existing untenanted lets and new tenants have now been sourced on initial rent-free periods.
- Business rates is payable by the Council when a commercial property is not let. Current properties include units at Hilmore Way amongst others, the estimated cost for the financial year being (-£0.028M).

Corporate Services (£0.863M Adverse)

6.6 Significant predicted year end variances including: -

- Salary savings (+£0.110M) across directorate mainly relating to senior officer positions within Accountancy and Human Resources.
- The provision for staff turnover target (-£0.144M) is held within Corporate Service whilst the additional costs/savings generated are attributed to the individual services. When taking this into account the whole council salary related position (including agency and consultancy costs as appropriate) is expected to be underspent by (+£0.437M). However, as referenced earlier, it should be noted that the proposed pay award will have a significant detrimental impact on the council's finances going forward.
- An additional top-up payment required to the pension fund (-£0.205M) relating to 2021/22 and an estimated further top-up of (-£0.600M) relating to 2022/23 which will be paid within the remainder of the financial year; however the HRA will be charged a proportion of this (+£0.100M) for their

share.

- The annual insurance premium has increased (-£0.127M) which is likely to be due to recent claims at Gateway and Mallowdale Avenue. This will be allocated over all services within quarter 2 as part of the insurance recharging exercise.

Central Services (£0.035M Favourable)

6.7 This variance is attributable to the vacant 'Deputy Director' position who is temporarily filling the vacant 'Director of Communities & Environment' position.

6.8 Appendix B: General Fund Service Analysis (Q3) covers this information in more detail and provides summary percentage variations for variances +/- £30K.

6.9 The revenue position provided within table 1 above is analysed across the Councils subjective headings is set out in table 2 below.

Other Items (£0.495M Favourable)

6.10 In recent years the Council received un-ringfenced government grants to help with additional costs that related to the pandemic. The amount remaining at the end of 2021/22 of (+£0.495M) was transferred to reserves at the year end. Given the large in-year deficit the Council is currently now facing, it would seem prudent to utilise this funding to mitigate the position.

Table 2 Quarter 3 Financial Monitoring – Subjective Analysis

	Original Budget 2022/23 £'000	Working Budget 2022/23 £'000	Q1 Actual 2022/23 £'000	Projected Outturn 2022/23 £'000	Projected Variance 2022/23 £'000
Employees	27,031	27,031	8,426	27,470	(439)
Premises Related Exp	4,655	4,655	3,027	5,894	(1,239)
Transport Related Exp	1,266	1,266	411	1,591	(325)
Supplies and Services	11,250	11,250	11,014	12,951	(1,701)
Transfer Payments	20,277	20,277	4,207	20,277	0
Support Services	147	147	1	141	+6
Capital Charges	17	17	0	17	0
Capital Financing Costs	1,464	1,464	0	1,464	0
Appropriations	3,771	3,771	0	3,276	+495
Income	(47,141)	(47,141)	(25,678)	(48,163)	+1,022
Capital Financing Inc	(300)	(300)	745	(300)	0
Sub Total	22,437	22,437	2,153	24,618	(2,181)
Net Recharges to Housing Revenue Account	(1,044)	(1,044)	0	(1,044)	0
RMS Capital Charges (now Housing Revenue Account)	(139)	(139)	862	(139)	0
Revenue Reserve funded items included in above analysis	1,641	1,641	(109)	1,630	+11
Revenue Reserve funded items included in above analysis	(1,641)	(1,641)	0	(1,630)	(11)
Sub Total	(1,183)	(1,183)	753	(1,183)	0
General Fund Revenue Budget	21,254	21,254	2,906	23,435	(2,181)

6.11 Appendix C: General Fund Subjective Analysis covers this information in more detail

7.0 Housing Revenue Account Summary Position

7.1 As at the end of Q1 a year end overspend against budget of (-£0.597M) adjusted to (-£0.797M) when taking account of the estimated impact of the pay award is projected. A summary of the Q1 revenue position for the HRA is set out in table 3 below.

Table 3 Quarter 1 Financial Monitoring – HRA Service Analysis

	Original Budget 2022/23 £'000	Working Budget 2022/23 £'000	Q1 Actual 2022/23 £'000	Projected Outturn 2022/23 £'000	Projected Variance 2022/23 £'000
Policy & Management	1,901	1,901	495	1,877	+24
Repairs & Maintenance	6,555	6,555	937	6,667	(112)
Welfare Services	58	58	(62)	333	(275)
Special Services	273	273	111	295	(22)
Miscellaneous Expenses	740	740	63	811	(71)
Income Account	(15,295)	(15,295)	(3,470)	(15,154)	(141)
Capital Charges	5,493	5,493	0	5,493	0
Appropriations	(255)	(255)	0	(255)	0
Sub Total	(530)	(530)	(1,926)	67	(597)
Net Recharges to General Fund	530	530	0	530	0
Housing Revenue Account Budget	0	0	(1,926)	597	(597)
Estimated Additional Impact Of Pay Award	0	0	0	200	(200)
Adjusted Total To Include Estimated Pay Award	0	0	(1,926)	797	(797)

7.2 Significant predicted year end variances including: -

- Increased electricity (-£0.138M) and gas (-£0.288M) costs due to the energy crisis. However, these costs are largely rechargeable to tenants via service charging a year in arrears. Note that elements are housing benefit applicable to residents.
- An anticipated reduction in income (-£0.141M), largely due to an increase in major voids being returned plus increased voids relating to capital projects
- An increase on property insurance premiums (-£0.071M)

7.3 Appendix D: Housing Revenue Account Service Analysis covers this information in more detail and provides summary percentage variations for variances +/- £30K.

7.4 It should be noted that there is a likely forecast in increase in expenditure on Repairs & Maintenance relating to compliance works. This is in addition to the amount requested as part of the growth bid considered in the 2022/23 budget process. This programme of works is currently being scoped and the amount required is not yet quantifiable. It is, however, likely to be an additional call on the HRA Business Support Reserve. No figures have been included in the financial table above.

8.0 Capital Projects (General Fund & HRA)

8.1 At Q1 a year end variance against budget of **£0.998M** (General Fund + £1.1M, HRA (-£0.102M)) is projected. Summary details for both the General Fund and HRA are set out in table 4 below.

opening position.

Table 5 Reserves Movement

		£000
Budgeted Combined Level of Reserves		19,483
Reserves		
General Fund Unallocated	2021/22 General Fund Allocation from reserves	1,194
	2021/22 actual contribution from reserves	(2,379)
General Fund Unallocated	2021 grant for council Social Fund related activities recognised in 2022/23	4,802
Social Care Support Services	Support for business at the sustainable unspent 2019/20 projects & initiatives from 2021/22	1,742
	Additional contributions to reserves	2,519
	Creation of the reserve to start Housing Fund	2,877
	Transfer of grant for over-capital expenditure in 2022/23	5,920
	Allocation re-charge required	(2,125)
		58,495

9.2 The Council's unallocated balances are projected to remain at **£6.032M** although this reserve will be used in the first instance to fund any general fund net revenue overspend. Overall, the combined level of usable reserves is forecast to decrease to **£23.434M**. Table 6 Quarter 1 Financial Monitoring – Reserves provides summary details for both Unallocated and Earmarked Reserves.

Table 6 Quarter 1 Financial Monitoring – Reserves

	<----- ORIGINAL BUDGET ----->				<----- PROJECTED OUTTURN ----->						
	31 March 2022	From Revenue	To / (From) Capital	To Revenue	31 March 2023	31 March 2022	From Revenue	To / (From) Capital	To Revenue	To Revenue (Slippage from 21/22)	31 March 2023
	£	£	£	£	£	£	£	£	£	£	£
Unallocated Balances	(5,614,400)	(34,000)			(5,648,400)	(6,032,200)					(6,032,200)
Total Earmarked Reserves	(14,214,400)	(1,878,900)	947,000	1,804,400	(13,251,900)	(22,853,100)	(1,978,900)	911,300	2,323,200	4,195,500	(17,402,000)
Total Combined Reserves	(19,828,800)	(1,912,900)	947,000	1,804,400	(18,900,300)	(28,885,300)	(1,978,900)	911,300	2,323,200	4,195,500	(23,434,200)

9.3 The current forecast set out above assumes that projects and initiatives that were due to have been funded by earmarked reserves during 2021/22 but remained unspent will be utilised during 2022/23. It should, however, be noted that slippage in project delivery accounts for a substantial increase in reserves over that budgeted for 2021/22. Over £2M of the £4.195M slippage was carried over from 2020/21. This indicates a potential need to review projects and initiatives financed by reserves to ensure that allocations are still required and that delivery timeframes are realistic. This is particularly pertinent given the anticipated calls on reserves to balance future budgets set out at paragraph 9.5. Table 6 Reserves Movement reconciles the movement between the budgeted and forecast opening position.

- 9.4 Appendix G: Reserves Projected Outturn provides further detailed analysis. It also shows illustrates slippage in project delivery currently assumed to spent during 202/23.
- 9.5 The use of the Council's reserves to manage fluctuations in expenditure and income will be key to the delivery of the Council's stated priorities and outcomes over the next 4 years and will be kept under review by Officers and Members. Current projections requiring further calls to balance future budgets 2023/24 (£2.165M), 2024/25 (£3.211M) and 2025/26 (£3.997M) will now be further exacerbated given the cost of living crisis as highlighted above. This will be reported as part of the MTFS refresh report due in November 2022.

10.0 Collection Fund

Business Rates

- 10.1 Central Government made announcements launching new rate relief schemes in 2022/23 at the Autumn Budget and Spending Review 2021 these include a scheme to support local high street businesses as they recover from the pandemic. The 2022/23 Retail, Hospitality and Leisure Business Rates Relief scheme provides eligible properties with a 50% relief up to a cash cap limit of £110k per business. Funds to fully reimburse local authorities for the local share of these enhanced reliefs are being paid on account during the year using a grant under section 31 of the Local Government Act 2003, with a full reconciliation to be carried out at year-end.
- 10.2 The collection rate for Business Rates is currently 26.2%, which is slightly behind the Q1 profiled position of 28.0%. Based on this level of performance collection would be slightly below the annual target 98.0%.

Council Tax

- 10.3 The current collection rate for Council Tax is 38.7% which is slightly ahead of the profiled position at 37.3% with current forecasts expected to exceed the annual target of 95.%. The number of Local Council Tax Support claimants at Q1 is 10,241.

11.0 Write Offs

- 11.1 Table 7 below provides details of the debts have been written off by the Council's Revenues and Benefits service in relation to Council Tax, Business Rates and Housing Benefits Overpayments

Table 7: Write Off's

	Q1	Q2	Q3	Q4	Total
Council Tax	44,074				44,074
Business Rates	69,965				69,965
Housing Benefit Overpayments	4,222				4,222
					118,261

- 11.2 Debts are deemed non recoverable after all reasonable recovery steps have been taken and can be written off in accordance with the Council's Debt Management Policy in a number of circumstances such as unable to trace,

uneconomical to pursue, insolvency as well as imprisonment and death.

Status Key

R	Red – The project is unlikely to meet its agreed plan, costs or benefits unless immediate remedial action is taken	C	Complete or Closed
A	Amber – The project is at risk of failing to meet its agreed plan, timescales, costs or benefits unless action is taken	N	Not Started
G	Green – The project is on track to meet its agreed plan, timescales, costs and benefits	H	On hold
X	No data available / data not requested due to stage	* Projects in the Concept stage will not usually have updates	

Priorities Key

I	An inclusive and Prosperous Local Economy (Economy)
S	A Sustainable District (Environmental)
H	Healthy and Happy Communities (Social)
R	A Co-operative, Kind and Responsible Council (Governance)

All projects, programmes and performance figures on this list are reporting quarterly

An Inclusive and Prosperous Local Economy (Economy)

Projects

Priority	Project Name	Update	Stage	Updated	Status
I	Bailrigg Garden Village Masterplanning (part of South Lancaster Growth Catalyst programme)	As previously reported, the Garden Village master-planning project delivered for the council by consultancy JTP is complete. It should be noted though that closely related work to conclude design guidance for the main village spine road / street is not yet concluded pending inputs from the county council still awaited.	Closure (of this stage)	19/07/22	C
I S	Canal Quarter Phase 2 – Masterplan and Delivery Strategy (part of Canal Quarter programme)	During Q1 detailed work was undertaken, including: <ul style="list-style-type: none"> • Completion of the draft masterplan • Engagement with Cabinet members on strategic matters and endorsement of masterplan principles • Stakeholder and wider community consultation on draft masterplan will follow the accommodation of amendments and review requested by Members. 	Delivery	26/07/22	G
I	Heritage Action Project	Activity on site is progressing well with grant assisted projects at the Grand Theatre (façade) and 4-5 Stonewell. The programme is making progress towards new building grant projects, however, spend to date is still much lower than desired. Progress with public realm proposals is very challenging due to the uncertainty with regard the wider city centre highway network. Design work is focusing on the potential for reduced scope interventions at Damside Street and the junction of Lower Church Street and North Road.	Delivery	01/08/22	A
I S	Lune Flood Protection, Caton Road	Progress this quarter has seen the commencement of works on site for the delivery of phase 3a of the project and delivery of the community pumping station. The working area has been established and excavation for the pump chamber completed. The caissons have been placed and are being reinforced before work to excavate and install the required pipe-work is carried out. The pumps have been ordered and there have been no issues that have significantly affected the programme or progress. United Utilities have completed the repairs to the culverted watercourse under Caton Road.	Delivery	26/07/22	G
I	Palatine Recreation Ground Pavilion	Project was delayed whilst awaiting planning decision. Programme of works was agreed and the tender price set. A pre – start meeting took place on the 5 April 2022 with the contractor starting on site on the 25 April. The Lancashire County surveyor is co-ordinating the works and managing the contract within a set budget. The project will take 8 – 10 weeks to complete. The estimated completion date is in July 2022.	Delivery	22/07/22	G
I	Lancaster City Museum Boiler	The new boiler plant has been handed over to the City Council, as of 31 May 2022. We now have a 12-month snagging period to report and for the contractor to resolve any arising issues.	Delivery	23/06/22	G
I	Heysham Gateway	Formal inception meeting has been arranged with the consultant team and initial review of historic material in progress. On-site meetings and environmental/water studies progressing. Approval of matching funds through from county council’s Lancashire Economic Recovery and Growth (LERG) fund was delayed pending county review of subsidy control matters across the LERG programme. The subsidy control review has been completed in and the city council has agreed the formal grant offer.	Detailed Design	26/07/22	G
I	1 Lodge Street Urgent Structural Repairs	The council is continuing to work closely with the tenant of the building to ensure its operational future.	Feasibility	N/A	X
I	Dalton Square	No update is due for this project as it has not yet reached the detailed design stage.	Feasibility	N/A	X
I	Eden Project North	The bid for £50m of Levelling Up Funding was submitted on 1 August 2022. Lancaster City Council is the named lead applicant and accountable body for the bid, which has been developed in partnership with Lancashire County Council, Lancaster University, Lancashire Enterprise Partnership and Eden Project International. A decision on the bid is anticipated in autumn 2022.	Feasibility	03/08/22	X
I	Museums Redevelopment	No update is due for this project as it has not yet reached the detailed design stage.	Concept*		
I	Council Assets Programme (Palatine Hall, Old Fire Station Development Works)	No update is due for this project as it has not yet reached the detailed design stage.	Concept*		

I	H	Morecambe Co-op Building Renovation	No update is due for this project as it has not yet reached the detailed design stage.	Concept*		
I	H	Ryelands Park – Ryelands House	No update is due for this project as it has not yet reached the detailed design stage.	Concept*		

Performance							
Measure	2021-22				2022-23		Comments
	Q1	Q2	Q3	Q4	Q1		
% of minor planning applications determined within 8 weeks or agreed time	80.77	67.41	77.64%	83.33%	86.57%	This is an uplift compared to Q4, applications have been consistent, and officers have worked hard to increase the determination rates.	
% of other planning applications determined within 8 weeks or agreed time	81.43	73.75	82.75%	89.43%	95.07%	This quarter represents an uplift compared to Q4, and also represents an uplift in the number of applications determined within the quarter too.	
% of major planning applications determined within 13 weeks or agreed time	81.82	66.67	81.81%	64.70%	91.67%	This is a marked improvement over Q4 figures. Major performance is particularly impressive given we have only had in essence 1 principal planning officer for the quarter, with the senior planning officers assisting. We have promoted from within to one of the vacant PPO (Principal Planning Officer) roles. Recruitment remains difficult with two vacant PPO roles and a SPO (Senior Planning Officer) role.	

A Sustainable District (Environmental)					
Projects					
Priority	Project Name	Update	Stage	Updated	Status
S	Salt Ayre Leisure Centre Decarbonisation (part of Carbon Neutral Programme)	Project Review Report pending.	Completion	15/07/22	C
S	Local Authority Delivery for Green Homes Grant (part of Council Housing Thermal Energy Efficiency)	Project Review Report attached.	Completion	19/07/22	C
S	District Heat Network Feasibility (part of Carbon Neutral Programme)	Lancaster is one of the selected cities to take part in the Heat Network Zoning Pilot Programme (HNZPP). Overseen and funded by BEIS, the programme will seek to test a methodology and Heat Network Zone (HNZ) model that will part-automate the identification of zones, ensuring the outputs are relevant to stakeholders and the local areas. Appointed consultants – Anthesis are working with the City Council and relevant stakeholders to collate key information to inform the model. It is expected that the outputs of this pilot programme will be available towards the second half of 2022 and so provide updated inputs that can be utilised by the City Council's own Heat Network Feasibility study. Heat Network Feasibility Study - Tenders for this commission have concluded and the Council has appointed Anthesis to deliver detailed feasibility study. As the outputs from the HNZPP will not be ready until September 2022, the commencement date for this study has been set to w/c 19 th September.	Detailed Design	29/07/22	G
S	Electric Vehicle Charge Points (part of Carbon Neutral Programme)	No update is due for this project as it has not yet reached the detailed design stage.	Feasibility	N/A	X
S	Roof Mounted Solar Array – Gateway, White Lund (part of Carbon Neutral Programme)	No update is due for this project as it has not yet reached the detailed design stage.	Feasibility	N/A	X
S	Travel Plan (part of Carbon Neutral Programme)	No update is due for this project as it has not yet reached the detailed design stage.	Feasibility	N/A	X
S	1 Million Trees	No update is due for this project as it has not yet reached the detailed design stage.	Concept*		

Performance							
Measure	2021-22				2022-23		Comments
	Q1	Q2	Q3	Q4	Q1		
% of household waste recycled (quarter behind)	34.3%	40.5%	39.2%	38.5%	35.4%	Recycling has shown an increase from the equivalent figure for the previous year of 34.3%.	
Kg of residual waste per household (quarter behind)	84.0kg	91.8kg	90.1kg	84.2kg	82.1 kg	Residual waste has remained broadly similar year-on-year in comparison, however, there has been a slight decrease compared to the figure for Q1 2021-21 of 84 kg.	
Diesel consumption of council vehicle fleet	115,733 ltrs	119,277 ltrs	107,342 ltrs	114,612 ltrs	119,000 ltrs	Slight increase on last quarter. Increase in fleet size, but overall reduction on litres used per vehicle.	
Cost/m2 energy across corporate buildings (quarter behind)	£2.37	£1.76	£1.78	£2.04	£2.40	These rates are comparable with previous years and no areas of concern are noted. However, it is noted that data from Npower is not currently considered to be wholly accurate. This data is therefore subject to change once ongoing issues have been resolved.	

S		Gas KWH usage in council buildings (quarter behind)	2,280,000	1,014,000	358,238	423,523	1,298,703	Significant drop in consumption is considered primarily due to no gas consumption at Salt Ayre
S		Electricity KWH usage in council buildings (quarter behind)	593,000	551,000	760,759	1,068,133	1,422,016	Significant rise in consumption is considered due to the increase of electricity consumption at Salt Ayre and the increase in use of EV charge points. However, it is noted that data from Npower is not currently considered to be wholly accurate. This data is therefore subject to change once ongoing issues have been resolved.

Healthy & Happy Communities (Social)						
Projects						
Priority	Project Name	Update	Stage	Updated	Status	
	H	LATCo - Housing Companies (part of Funding the Future)	The housing and development LATCOs have been set up for strategic reasons. At this stage they are not being used in any ongoing project.	Delivery	14/07/22	H
	H R	Mellishaw Park (part of Homes Programme)	Progress to plan continues. This quarter has seen the planning application submitted (anticipate finding out Aug / Sept), similarly a funding application has been made to DLUHC through the announced Traveller Site Fund. Ongoing communication with residents taking place on an ad-hoc basis presently as little activity to report. '7-minute' briefing shared with wider stakeholders. Further progress on funding sources and contracting is anticipated during Q2.	Detailed Design	16/07/22	G
S	H	My Mainway (part of Homes Programme)	In the last reporting period, the Council has appointed a Design and Build Contractor (Place Capital Group), who are now working on the wider master-plan expected to be submitted end of Q2, as well as a planning application for the pilot phase at Lune and Derby Houses – engagement with the LPA continues to be strong. At the end of Q1 only one tenant and the three leaseholders remain in situ and we continue to work with them to ensure the two blocks are vacated at the earliest opportunity. A positive discussion with residents was held towards the end of Q1 followed by wider comms across news outlets outlining the appointment and next steps. Work is being finalised with Finance Colleagues to commission LINK for a specific piece of work to appraise the financial assumptions and place that within the context of the Council's Treasury Management position. Engagement with the County Council regarding the purchase of the redundant elements of the school site continues, in the last quarter the County Council have opened up official consultation with local schools as part of the S.77 process.	Detailed Design	16/07/22	G
		R Outcomes Based Resourcing (OBR) (part of Funding the Future)	The delivery phase of OBR began during the week commencing 1 August, with the appointment of a delivery partner to support and advise the council's OBR decision-making. Discussion sessions will take place with staff across the organisation, members, local stakeholders and residents during September and October, with OBR proposals to be included in the budget process for 2022-23 and beyond.	Detailed Design	03/08/22	G
S	H	Extra Care Scheme (part of Homes Programme)	No update is due for this project as it has not yet reached the detailed design stage.	Concept*		H
I		LATCo - Commercial Trading Services (part of Funding the Future)	No update is due for this project as it has not yet reached the detailed design stage.	Concept*		

Performance								
			2021-22				2022-23	
		Measure	Q1	Q2	Q3	Q4	Q1	Comments
	H	Number of people statutorily homeless	12	7	10	13	10	Numbers of notices served by landlords, as well as the difficulty in securing alternative accommodation quickly, has led a continuation of acceptances of statutorily homeless households.
	H	Number of Disabled Facilities Grants completed	76	76	101	88	117	The number of DFG's completed in Q1 is 54% higher than the total number completed in Q1 21/22. The number of completions are on target to achieve the forecasted fee income and to fully maximise the grant allocation.
	H	Number of properties improved	59	59	63	46	93	This has been a busy quarter as we pick up the backlog that built up during the pandemic. We have also implemented the Homes for Ukraine scheme which generated 54 property inspections in addition to those recorded as improved in this quarter.
I	H	% of premises scoring 4 or higher on the food hygiene rating scheme	90.5%	96.96%	90.5%	90%	90%	There are 1164 registered food businesses that are in scope for the food hygiene rating scheme. Of this number there are 91 new businesses awaiting an inspection and rating. The figure of 90% is calculated as a percentage of the registered food businesses that are rated. The number of businesses with a rating of 3 or higher – considered to be "broadly compliant" is 98%.

									We believe there is a risk the compliance figure may drop over the next few months/years as the business running costs continue to increase and staff hours reduce along with other cost cutting hits. This will lead to reduced standards and increased consume risk.
		H	Number of admissions to Salt Ayre Leisure Centre	118,854	164,301	179,275	232,307	225,442	Based on pre pandemic levels we have seen an increase in footfall compared to previous Q1s. This takes into account 5 Bank Holidays during this period.
		H	Average time taken to re-let Council houses (days)	51.80	53.89	59.08	62.85	25.4	Large reduction since Q4, largely due to better identification of MAJ repairs and the reduction in the backlog of void properties that were affected by the Covid-19 pandemic.

A Co-operative, Kind and Responsible Council (Governance)										
Projects										
Priority	Project Name			Update				Stage	Updated	Status
		R	Customer Contact System	The old CRM system (Lagan) has now been decommissioned and the new CRM (Granicus) has fully replaced it. More services continue to be built and added to the new system to add new functionality and options to residents which were not available previously.				Delivery	28/07/22	G
		R	High-Capacity Fibre Cable Network Provision (part of Digital Programme)	A business case has been written to agree investment on a 33km full fibre spine as a neutral co-deployment with a co-operative. It will be taken for formal approval in September.				Delivery	28/07/22	G
		R	5G Strategy (part of Digital Programme)	This project has been placed on hold until the Full Fibre project has progressed further.				Delivery	N/A	H
I		R	Working Well Project	Phase one of the project is drawing to a close, now that zoned hot desking areas are available at PH and MTH, the correct ICT is in place and supporting hybrid working training and policies are due to be implemented shortly. Further workpieces to support hybrid working will continue within services for the rest of the year, with a staff survey to assess the success of the project and highlight areas of improvement due in December 22.				Delivery	29/06/22	G

Performance											
			2021-22				2022-23				
Measure			Q1	Q2	Q3	Q4	Q1	Comments			
		R	Average social media engagement rate	0.72	0.67	0.65	0.48	0.46	Levels of social media engagement and digital audience tend to fluctuate according to the wider district context.		
		R	Total digital audience	388,690	424,508	472,483	430,485	455,324			
		R	Average number of days' sickness per full-time employee	1.85	1.7	1.86	1.46	1.47	Total number of days lost for full time employees 895. Total number of full-time employees at end of June 608.		
		R	Occupancy rates for commercial properties	96.65%	97.02%	97.08%	97.18%	96.61%	Occupancy rates are slightly down from 97.18% at the end of the last quarter. This is due to changes at CityLab. The Storey is fully occupied. The occupation of our commercial properties continues at a very high level.		
	H	R	Average time taken to process new Housing Benefit claims	20.41 days	19.91 days	24.13 days	25.95 days	30.16 days	Performance in processing new HB claims is slightly behind the target (23 days) in Q1, given the additional volumes of work to be processed at this time of year. However, the service strives to meet its annual performance target.		

QUARTER 1 FINANCIAL REVENUE MONITORING - GENERAL FUND SERVICE ANALYSIS 2022/23

	Original Budget 2022/23 £'000	Budget Amendments 2022/23 £'000	Working Budget 2022/23 £'000	Q1 Actual 2022/23 £'000	Projected Outturn 2022/23 £'000	Projected Variance 2022/23 £'000	Variance +/- £30K %
Communities and Environment							
<u>Business Support</u>	Vehicle Maintenance	12	0	12	31	40	(28)
	White Lund Depot	(14)	0	(14)	3	53	(67) (479%)
	Customer Services	809	0	809	192	742	67 +8%
<u>Customer Involvement & Leisure</u>	Leisure	34	0	34	(70)	34	0
	Salt Ayre	305	0	305	171	397	(92) (30%)
	Environmental Health	1,262	0	1,262	(154)	1,231	31 +2%
<u>Public Protection</u>	Emergency Planning	46	0	46	11	46	0
	Housing Standards	79	0	79	(16)	92	(13)
	Licensing	(68)	0	(68)	17	(79)	11
	Safety	124	0	124	24	138	(14)
	GF Housing	20	0	20	5	94	(74) (370%)
<u>Housing Services</u>	Home Improvement Agency	(128)	0	(128)	(205)	(128)	0
	Housing Options	248	0	248	(1,332)	250	(2)
	Strategic Housing	235	0	235	29	236	(1)
<u>Project Development</u>	CCTV	50	0	50	56	50	0
	Project Development	185	0	185	24	128	57 +31%
	Cemeteries	14	0	14	16	8	6
	Grounds Maintenance	1,036	0	1,036	358	1,049	(13)
	Household Waste Collection	2,217	0	2,217	53	2,489	(272) (12%)
	Markets	(121)	0	(121)	(59)	(95)	(26)
<u>Public Realm</u>	Parking	(2,822)	0	(2,822)	(100)	(2,406)	(416) (15%)
	Parks	141	0	141	10	120	21
	Public Conveniences	146	0	146	44	155	(9)
	Public Realm Highways	76	0	76	8	83	(7)
	Service Support	555	0	555	51	507	48 +9%
	Street Cleaning	1,274	0	1,274	354	1,363	(89) (7%)
	Trade Waste	(789)	0	(789)	(1,026)	(755)	(34) (4%)
	Williamson Park	267	0	267	(3)	335	(68) (25%)
		5,193	0	5,193	(1,508)	6,177	(984) (19%)
Economic Growth and Regeneration							
<u>Planning & Place</u>	Building Control	194	0	194	0	192	2
	Conservation & Environment	55	0	55	0	62	(7)
	Development Control	840	0	840	169	749	91 +11%
	Local Plan	794	0	794	163	790	4
<u>Economic Development</u>	AONB	56	0	56	13	55	1
	Economic Development	414	0	414	79	406	8
	Marketing & Comms	327	0	327	75	325	2
	Grants	215	0	215	47	215	0
	The Platform	107	0	107	(4)	131	(24)
	Tourism & Events	487	0	487	111	485	2
	Museums	622	0	622	182	696	(74) (12%)
<u>Property, Investment and Regener</u>	Highways	0	0	0	0	0	0
	Regeneration	466	0	466	22	441	25
	Sea Defence & Land Drainage	427	0	427	91	428	(1)
	Property	(399)	0	(399)	125	501	(900) (226%)
	Building Cleaning	0	0	0	80	(7)	7
		4,605	0	4,605	1,153	5,469	(864) (19%)
Corporate Services							
<u>Corporate Accounts</u>	Central Expenses	379	0	379	2,086	1,227	(848) (224%)
<u>Democratic</u>	Democratic Services	954	0	954	221	945	9
<u>Finance</u>	Finance	1,371	0	1,371	1,340	1,441	(70) (5%)
<u>HR</u>	Corporate Safety	66	0	66	16	66	0
	HR	975	0	975	210	920	55 +6%
<u>ICT</u>	ICT	1,540	0	1,540	408	1,528	12
<u>Internal Audit</u>	Internal Audit	200	0	200	3	200	0
<u>Legal</u>	Legal Services	316	0	316	(51)	337	(21)
<u>Revenues & Benefits</u>	Revenues & Benefits	959	0	959	(1,739)	959	0
		6,760	0	6,760	2,494	7,623	(863) (13%)
Central Services							
<u>Chief Executive</u>	Executive Team	871	0	871	176	836	35 +4%
	Grants to other bodies	291	0	291	113	291	0
		1,162	0	1,162	289	1,127	35 +3%
Other Items							
<u>Other Items</u>	New Homes Bonus	(504)	0	(504)	(991)	(504)	0
	Revenue Funding of Capital	947	0	947	0	947	0
	Minimum Revenue Provision	2,698	0	2,698	0	2,698	0
	Interest Payable	1,463	0	1,463	0	1,463	0
	Interest Receivable	(12)	0	(12)	(29)	(12)	0
	Notional Charges	0	0	0	745	0	0
	Contributions to Reserve	1,077	0	1,077	0	1,077	0
	Contributions from Reserve	(5)	0	(5)	0	(500)	495 +9900%
	Capital Contributions from Reserve	(947)	0	(947)	0	(947)	0
		4,717	0	4,717	(275)	4,222	495 +10%
	Net Recharges to Housing Revenue Account	(1,044)	0	(1,044)	0	(1,044)	0
	RMS Capital Charges (now Housing Revenue Account)	(139)	0	(139)	862	(139)	0
	Revenue Reserve funded items included in above analysis (Revenue)	1,641	0	1,641	(109)	1,630	11
	Revenue Reserve funded items included in above analysis (Appropriati	(1,641)	0	(1,641)	0	(1,630)	(11)
		21,254	0	21,254	2,906	23,435	(2,181) (10%)
General Fund Revenue Budget							
Core Funding :	Revenue Support Grant	(212)	0	(212)	(57)	(212)	0
	Additional New Homes Bonus	(42)	0	(42)	0	(42)	0
	Supplementary Government Grants	(652)	0	(652)	0	(652)	0
	Prior Year Council Tax Surplus	(66)	0	(66)	0	(66)	0
	Net Business Rates Income	(10,106)	0	(10,106)	4,175	(10,106)	0
		10,176	0	10,176	7,024	12,357	(2,181) (21%)
Council Tax Requirement							

Notes:

1. Income is expressed as a negative figure in brackets
2. Expenditure is expressed as a positive figure
3. Projected Variances are expressed as negative () for adverse and positive + for favourable

QUARTER 1 FINANCIAL REVENUE MONITORING - GENERAL FUND SUBJECTIVE ANALYSIS 2022/23

		Original Budget 2022/23 £'000	Budget Amendments 2022/23 £'000	Working Budget 2022/23 £'000	Q1 Actual 2022/23 £'000	Projected Outturn 2022/23 £'000	Projected Variance 2022/23 £'000	Variance +/- £30K %
Employees	Direct Employee Expenses	26,131	0	26,131	8,157	26,326	(195)	(1%)
	Indirect Employee Expenses	900	0	900	269	1,144	(244)	(27%)
Premises Related Exp	Cleaning and Domestic Supplies	440	0	440	50	440	0	
	Energy Costs	861	0	861	123	1,948	(1,087)	(126%)
	Fixtures and Fittings	1	0	1	0	1	0	
	Grounds Maintenance Costs	45	0	45	7	45	0	
	Operational Bldgs Allocation	96	0	96	48	96	0	
	Other Premises Costs	0	0	0	0	0	0	
	Premises Insurance	283	0	283	977	410	(127)	(45%)
	Rates	1,414	0	1,414	1,499	1,464	(50)	(4%)
	Rents	85	0	85	22	85	0	
	Repair and Maintenance	1,096	0	1,096	250	1,071	25	
Transport Related Exp	Water Services	334	0	334	51	334	0	
	Car Allowances	1	0	1	2	5	(4)	
	Contract Hire Operating Leases	65	0	65	77	175	(110)	(169%)
	Direct Transport Costs	1,097	0	1,097	329	1,311	(214)	(20%)
	Other Transport Costs	0	0	0	0	0	0	
	Public Transport	23	0	23	3	21	2	
Supplies and Services	Transport Insurance	80	0	80	0	79	1	
	Catering	61	0	61	13	61	0	
	Clothing Uniform and Laundry	86	0	86	27	86	0	
	Communications and Computing	1,503	0	1,503	814	1,524	(21)	
	Contribution to Provisions	250	0	250	0	250	0	
	Equip Furniture and Materials	1,449	0	1,449	406	1,494	(45)	(3%)
	Expenses	643	0	643	130	663	(20)	
	General Office Supplies	211	0	211	65	209	2	
	Grants and Subscriptions	1,317	0	1,317	8,640	1,511	(194)	(15%)
Transfer Payments	Miscellaneous Expenses	467	0	467	58	1,192	(725)	(155%)
	Services	5,263	0	5,263	861	5,961	(698)	(13%)
Support Services	Housing Benefit	20,277	0	20,277	4,207	20,277	0	
Capital Charges	Recharges Exp	147	0	147	1	141	6	
	Amortisation of Def Chgs	0	0	0	0	0	0	
Capital Financing Costs	Depreciation	17	0	17	0	17	0	
	Interest Payments	1,464	0	1,464	0	1,464	0	
Appropriations	Appropriations	3,771	0	3,771	0	3,276	495	+13%
Income	Customer Fees and Charges	(18,810)	0	(18,810)	(5,913)	(18,101)	(709)	(4%)
	Government Grants	(21,766)	0	(21,766)	(18,126)	(22,793)	1,027	+5%
	Interest	(56)	0	(56)	(29)	(56)	0	
	Other Grants and Contributions	(1,586)	0	(1,586)	(591)	(2,102)	516	+33%
Capital Financing Inc	Recharges Inc	(4,923)	0	(4,923)	(1,019)	(5,111)	188	+4%
	Capital Related Income	(300)	0	(300)	745	(300)	0	
	Net Recharges to Housing Revenue Account	(1,044)	0	(1,044)	0	(1,044)	0	
	RMS Capital Charges (now Housing Revenue Account)	(139)	0	(139)	862	(139)	0	
	Revenue Reserve funded items included in above analysis (Revenue)	1,641	0	1,641	(109)	1,630	11	
	Revenue Reserve funded items included in above analysis (Appropriat	(1,641)	0	(1,641)	0	(1,630)	(11)	
GRAND TOTAL		21,254	0	21,254	2,906	23,435	(2,181)	(10%)

Notes:

1. Income is expressed as a negative figure in brackets
2. Expenditure is expressed as a positive figure
3. Projected Variances are expressed as negative () for adverse and positive + for favourable

QUARTER 1 FINANCIAL REVENUE MONITORING - HRA SERVICE ANALYSIS 2022/23

	Original Budget 2022/23 £'000	Budget Amendments 2022/23 £'000	Working Budget 2022/23 £'000	Q1 Actual 2022/23 £'000	Projected Outturn 2022/23 £'000	Projected Variance 2022/23 £'000	Variance +/- £30K %
Communities and Environment							
Policy & Management	1,901	0	1,901	495	1,877	24	
Repairs & Maintenance	6,555	0	6,555	937	6,667	(112)	(2%)
Welfare Services	58	0	58	(62)	333	(275)	(474%)
Special Services	273	0	273	111	295	(22)	
Miscellaneous Expenses	740	0	740	63	811	(71)	(10%)
Housing Revenue Account Income Account	(15,295)	0	(15,295)	(3,470)	(15,154)	(141)	(1%)
Capital Charges	5,493	0	5,493	0	5,493	0	
Appropriations	(255)	0	(255)	0	(255)	0	
Gain/Loss on Asset Sales	0	0	0	0	0	0	
Gain/Loss on Asset Sales(Move)	0	0	0	0	0	0	
	(530)	0	(530)	(1,926)	67	(597)	(113%)
Net Recharges to General Fund	530	0	530	0	530	0	
Housing Revenue Account Budget	0	0	0	(1,926)	597	(597)	

Notes:

1. Income is expressed as a negative figure in brackets
2. Expenditure is expressed as a positive figure
3. Projected Variances are expressed as negative () for adverse and positive + for favourable

QUARTER 1 FINANCIAL CAPITAL MONITORING - SERVICE ANALYSIS 2022/23

APPENDIX E

	Original Budget 2022/23 £'000	Budget Amendments 2022/23 £'000	Working Budget 2022/23 £'000	Q1 Actual 2022/23 £'000	Projected Outturn 2022/23 £'000	Projected Variance 2022/23 £'000	Commentary Variances +/- £100K
Communities and Environment							
Business Support	Purchase Of Vehicles	2,012	0	2,012	219	3,164	(1,152) £2.3m slippage from 21/22 is pending approval by Cabinet.. Rising prices & delays in supply chain make accurate outturn difficult to forecast at this stage in the year. Current outturn is an estimate based on the
	Electrification of Vehicles	508	0	508	0	508	0
	Fleet Growth	180	0	180	0	180	0
	2 x Electric RCVs	0	0	0	416	416	(416) Variance will be funded by £400k slippage from 21/22 pending approval by Cabinet
Customer Involvement & Leisure	Salt Ayre Equipment Programme	549	0	549	16	549	0
	SASC Developer Partnership	0	0	0	(29)	(29)	29 Retention fee due to Alliance Leisure no longer required
Public Protection		0	0	0	0	0	0
Housing Services	Disabled Facilities Grants	0	0	0	(2,983)	0	0
	Next Steps Accommodation Programme	0	0	0	0	750	(750) Variance will be funded by £750k slippage from 21/22 pending approval by Cabinet
	Mellishaw Park	600	0	600	0	300	300 Project going out to tender in September & is therefore likely to slip in part into 23/24
	Happy Mount Park Footpaths	0	0	0	0	0	0
	Far Moor Playing Fields Scheme	37	0	37	36	36	1
	Williamson Park Development	0	0	0	0	0	0
	Electronic Vehicle Charging Points - Phase 2	0	0	0	0	0	0
	Half Moon Bay Car Park Extension	30	0	30	0	63	(33) Variance will be part funded by £30k slippage from 21/22 pending approval by Cabinet
Public Realm	Solar Installation Phase 1 SALC	0	0	0	0	0	0
	One Million Trees	30	0	30	0	30	0
	Customer Contact System	0	0	0	0	0	0
	SALC Salix Funded Optimised Solar Farm	0	0	0	(1,284)	0	0
	Roof Mounted Solar Array - Citylab	0	0	0	0	0	0
	Property Decarbonisation Works	0	0	0	0	0	0
	Heat De-carbonisation Programme	0	224	224	0	224	0
	Torrisholme Park Play Area	0	0	0	6	0	0
	Communities & Environment Devpt Pool	0	0	0	0	0	0
		3,946	224	4,170	(3,603)	6,191	(2,021)
Economic Growth and Regeneration							
Planning & Place	Cable Street Christmas Lights	24	0	24	0	24	0
	S106 payments to Lancs County Council	0	0	0	0	0	0
	Canal Quarter	40	0	40	0	40	0
Economic Development	Palatine Recreation Ground - Veterans Cl	0	0	0	84	0	0
	Palatine Hall	0	0	0	0	0	0
	Edward Street Dance Studio	84	0	84	0	84	0
	1 Lodge Street Urgent Structural Repairs	340	0	340	17	340	0
	Lancaster City Museum	0	0	0	40	53	(53) Variance will be funded by slippage from 21/22 pending approval by Cabinet
	Lancaster Square Routes Project	5	0	5	(18)	0	5
	Lancaster HS Heritage Action Zone	973	0	973	51	223	750 Project has recently been reprofiled with the agreement of Historic England with expenditure now due in years 3 & 4 of the project

Property, Regeneration & Investment	Lancaster District Empty Homes Partnersh	73	0	73	0	0	73	On hold pending sourcing of new delivery partner
	Caton Road Flood Relief Scheme	0	0	0	(1,070)	0	0	
	Lawsons Bridge S106 scheme	63	0	63	0	0	63	Scheme on hold due to receipt of new planning application which may impact S106 contribution
	Engineers Electric Vehicle	0	0	0	0	0	0	
	Economic Growth & Regen Devpt Pool	1,650	0	1,650	0	0	1,650	£650k BGV Project Development & £1m provision for Canal Quarter won't be released until business case approved by Cabinet therefore likely to slip into 23/24
	Morecambe Co-op Renovation	375	0	375	0	0	375	Project start is dependent on securing external funding
	Coastal Revival Fund - Morecambe Co-op	0	0	0	(10)	0	0	
		3,627	0	3,627	(906)	764	2,863	
Corporate Services								
Corporate Accounts		0	0	0	0	0	0	
Democratic		0	0	0	0	0	0	
Finance		0	0	0	0	0	0	
HR	PRG Grant	0	0	0	(40)	0	0	
ICT	I.T.Strategy	52	0	52	3	52	0	
	Application System Renewal	258	0	258	0	0	258	Originally planned for potential replacement of Civica & ICON systems. Contracts for these systems have been renewed and no capital expenditure is expected
	I.S. Desktop Equipment	60	0	60	7	60	0	
	ICT Laptop Replacement & E-campus screens	120	0	120	0	120	0	
Internal Audit		0	0	0	0	0	0	
Legal		0	0	0	0	0	0	
Revenues & Benefits		0	0	0	0	0	0	
		490	0	490	(30)	232	258	
Central Services								
Chief Executive		0	0	0	0	0	0	
		0	0	0	0	0	0	
GRAND TOTAL		8,063	224	8,287	(4,539)	7,187	1,100	

Notes:

1. Income is expressed as a negative figure in brackets
2. Expenditure is expressed as a positive figure
3. Projected Variances are expressed as negative () for adverse and positive + for favourable

Council Housing Capital Programme 2022/23

	2022/23 Original Budget	2022/23 Working Budget	2022/23 P3 Actual	2022/23 Projected Outturn	2022/23 Variance (Working v Projected)	Comments (Working Budget to Projected Outturn)
	£	£	£	£	£	
EXPENDITURE						
Adaptations	300,000	300,000	56,822	292,000	8,000	increased cost of materials offset by tradesman currently on light duties
Energy Efficiency / Boiler Replacement	989,000	1,029,000	107,325	1,029,000	0	
Kitchen / Bathroom Refurbishment	888,000	888,000	17,211	768,000	120,000	reduced number of kitchens in programme which have started late due to covid and additional banked annual leave to be taken before 31st March 2023
External Refurbishment	210,000	315,000	1,221	315,000	0	
Environmental Improvements	200,000	234,000	57,742	372,000	(138,000)	additional fencing works identified in respect of plastic replacement to be funded from reduced number of kitchens as above
Re-roofing / Window Renewals	738,000	988,000	-39,180	988,000	0	
Rewiring	56,000	56,000	3,537	56,000	0	
Lift Replacement	0	0	0	0	0	
Fire Precaution Works	240,000	280,000	19,903	280,000	0	
Housing Renewal & Renovation	1,753,000	1,753,000	66,004	1,790,000	(37,000)	contract sum for 6a The Greaves higher than anticipated, to be funded from South Lodge/Mallowdale capital receipts
Mainway Pilot Scheme	4,000,000	4,000,000	0	4,055,000	(55,000)	latest contractual awards, to be funded from Business Support Reserve
TOTAL EXPENDITURE	9,374,000	9,843,000	290,584	9,945,000	(102,000)	

Reserves Statement (Including Unallocated Balances)

<----- ORIGINAL BUDGET ----->

<----- PROJECTED OUTTURN ----->

	31 March 2022	From Revenue	To / (From) Capital	To Revenue	31 March 2023	31 March 2022	From Revenue	To / (From) Capital	To Revenue	To Revenue (Slippage from 21/22)	31 March 2023
	£	£	£	£	£	£	£	£	£	£	£
Unallocated Balances	(5,614,400)				(5,648,400)	(6,032,200)					(6,032,200)
Earmarked Reserves:											
Corporate Priorities	(1,016,100)	(491,300)	600,000	516,900	(390,500)	(2,116,800)	(491,300)	600,000	512,800	1,055,100	(440,200)
Capital Support	(73,000)		73,000			(373,000)		37,300			(335,700)
Corporate Property	(263,500)				(263,500)	(288,700)				25,200	(263,500)
Covid 19 Support Reserve	(4,100)				(4,100)	(1,747,000)				1,742,900	(4,100)
Economic Growth	(118,500)	(96,500)		96,500	(118,500)	(247,800)	(96,500)		96,500	128,000	(119,800)
Investment Property Maint	(9,400)				(9,400)	(35,000)					(35,000)
Invest to Save	(103,600)	(148,200)		437,900	186,100	(824,600)	(248,200)		437,900	779,700	144,800
Morecambe Area Action Plan	(2,200)				(2,200)	(27,300)				25,100	(2,200)
Museums Acquisitions	(28,800)	(4,500)			(33,300)	(29,800)	(4,500)				(34,300)
Planning Fee Income	(39,400)				(39,400)	(61,100)					(61,100)
Restructure	(188,600)			31,700	(156,900)	(431,200)				242,600	(188,600)
To Support Revenue & Capital Expenditure	(1,847,200)	(740,500)	673,000	1,083,000	(831,700)	(6,182,300)	(840,500)	637,300	1,047,200	3,998,600	(1,339,700)
Renewals Reserves	(688,900)	(491,800)	174,000	38,700	(968,000)	(837,100)	(491,800)	174,000	34,000	29,000	(1,091,900)
<i>General Renewals</i>	(492,600)	(295,800)	24,000	10,000	(754,400)	(529,600)	(295,800)	24,000		29,000	(772,400)
<i>Salt Ayre Leisure Centre</i>	(18,900)	(150,000)	150,000		(18,900)	(21,600)	(150,000)	150,000		2,800	(18,800)
<i>Williamson Park</i>	(62,000)	(18,000)		12,500	(67,500)	(62,200)	(18,000)		18,000		(62,200)
<i>Car Parks</i>	(38,200)	(12,000)		12,000	(38,200)	(135,200)	(12,000)		12,000	12,000	(123,200)
<i>Happy Mount Park</i>	(22,900)	(14,000)		4,200	(32,700)	(21,900)	(14,000)		4,200		(31,700)
<i>Arnsdale & Silverdale AONB</i>	(54,300)	(2,000)			(56,300)	(66,600)	(2,000)				(68,600)
Elections	(80,000)	(40,000)			(120,000)	(80,000)	(40,000)				(120,000)
Homelessness Support	(117,400)	(6,600)			(124,000)	(110,800)	(6,600)				(117,400)
Business Rates Retention	(9,090,600)	(400,000)		729,000	(8,761,600)	(9,090,600)	(400,000)		729,000		(8,761,600)
Revenue Grants Unapplied	(905,100)			39,000	(866,100)	(4,357,500)			512,800	81,100	(3,763,600)
S106 Commuted Sums	(1,061,400)	(200,000)	100,000	4,700	(1,156,700)	(1,393,900)	(200,000)	100,000		72,000	(1,421,900)
Welfare Reforms	(324,900)				(324,900)	(324,900)					(324,900)
Lancaster District Hardship						(377,100)					(377,100)
Amenity Improvements	(29,000)				(29,000)	(29,000)					(29,000)
Reserves Held in Perpetuity:											
Graves Maintenance	(22,200)				(22,200)	(22,200)					(22,200)
Marsh Capital	(47,700)				(47,700)	(47,700)					(47,700)
Total ring-fenced/held against risk	(12,367,200)	(1,138,400)	274,000	811,400	(12,420,200)	(16,670,800)	(1,138,400)	274,000	1,276,000	196,900	(16,062,300)
Total Earmarked Reserves	(14,214,400)	(1,878,900)	947,000	1,894,400	(13,251,900)	(22,853,100)	(1,978,900)	911,300	2,323,200	4,195,500	(17,402,000)
Total Combined Reserves	(19,828,800)	(1,912,900)	947,000	1,894,400	(18,900,300)	(28,885,300)	(1,978,900)	911,300	2,323,200	4,195,500	(23,434,200)

GENERAL FUND - 2022/23 SAVINGS AND BUDGET PROPOSALS MONITORING (QUARTER 1)

Initiative	Upfront Investment	Budget	Actual to Date	Projected Outturn	Projected Variance	R A G	Progress
2022/23 APPROVED SAVINGS	£'000	£'000	£'000	£'000	£'000		
Central Services							
Chief Executive							
Delete vacant Head of Policy & Strategy		(71)	(71)	(71)	0		Post never advertised or filled
Communities & the Environment							
Public Protection							
Community Safety Partnership		(16)	(4)	(16)	0		City funding removed on target
ASB Contribution to Police		(12)	0	0	12		Contribution agreed for 2022/23, will require inclusion in budget
Domestic Abuse Contribution		(4)	0	0	4		Contribution agreed for next 7 years, will require inclusion in budget
Public Realm & Business Support							
Marketgate (toilets)		(21)	0	0	21		internal discussions to commence in Q2 prior to serving notice. Expectation to implement from 1st April 2023
Corporate Services							
Democratic Services							
Staffing Changes (succession planning)		0	0	0	0		Savings planned to commence 23/24
Legal Services							
Staffing Changes (succession planning)		(15)	0	(8)	7		Savings will be towards end of year.
Economic Growth & Regeneration							
Economic Development							
Remove FHS staff costs		(41)	(41)	(41)	0		Previous growth removed as Future High Scheme funding was not achieved
Planning & Place							
Additional Pre-Application Service Offers		0	0	0	0		Savings planned to commence 24/25
2022/23 APPROVED INCOME GENERATION PROPOSALS							
Communities & the Environment							
Customer Involvement & Leisure							
Salt Ayre Leisure Centre		(209)	(52)	(209)	0		Income targets have been built into current budgets and expecting to achieve target.
Public Protection							
Street Trading Consent		0	0	0	0		n/a
Pest Control/Unbugged		(9)	(2)	(9)	0		on target
Public Realm & Business Support							
Car Parking charging at new sites		(20)	0	(10)	10		Delays to car parking works at Half Moon Bay. Expected to commence in Q2
Car Parking Tariff Review		(495)	(50)	(195)	300		Initial income projections for year are reduced in Q1 against the profiled budget. Cost of living crisis and adverse social media campaigns have contributed to this and a speculative projected variance of (£300K) is included at this juncture
Revisit delivery of Morecambe Concessions		(10)	0	0	10		Proposal was to provide Beach Huts on Morecambe Promenade. Delays to writing delivery plan and subsequent tender process resulted in scheme not able to go ahead in 21/22
Williamson Park Events Income		(70)	0	(20)	50		New officer not yet in post (see below)
Economic Growth & Regeneration							
Economic Development							
Commercial ticketed events (estimated)		(10)	(3)	(10)	0		Ticketed income higher but private hires reduced
Planning & Place							
Building Control		(5)	(5)	(5)	0		Income target including approved savings expected to be achieved
Planning & Place							
Assembly Rooms Rent		(12)	0	0	12		Not achievable in 2022/23. New tenants to take occupation in September 2022 with 12 months rent free
2022/23 APPROVED GROWTH							
Central Services							
Chief Executive							
Partnerships & Innovation Coordinator (shared costs)		20	10	20	0		Used both budgets to appoint a co-ordinator post (see below)
Executive Support Apprentice		7	0	7	0		Used both budgets to appoint a co-ordinator post (see above)
Communities & the Environment							
Housing Services							
LATCo Development Manager		23	0	6	(17)		recruitment to commence in Q2 for start date of Jan 2023 though may slip to 23/24
Public Protection							
New EHO Post (Apprentice/Student)		10	0	6	(4)		not yet recruited say Sep 22
Public Realm & Business Support							
LESS Contribution (Food Futures)		13	0	13	0		SLA being finalised with LESS and annual payment to be made imminently
Recycling (Wheelie Bin Pilot in Heysham)		25	0	25	0		Delays to procurement, pilot expected to commence Q3 for 400 properties with a further 400 from April 2023
Bin Sensor Technology	62	36	0	36	0		Delays to procurement, sensors expected to be in place Q3
District Wide Tree Survey/Strategy		75	0	75	0		Ongoing. Expectation for survey/strategy to be delivered by March 2023
Open Spaces (ad-hoc Councillor requests)		0	0	0	0		Scheme to commence April 2023
Additional Public Realm Capacity		32	0	32	0		Recruitment to commence in Q2
Williamson Park Business Development Officer		32	0	22	(10)		Recruitment has taken place and new officer due to start August 2022
Williamson Park Events		30	0	30	0		Cycle race contribution scheduled for July 2022; further events to be commissioned in line with start of new officer
Corporate Services							
Financial Services							
Internal Audit Manager (offset by Wyre savings)		0	0	0	0		18 month agreement with MIAA to deliver internal audit services due to end March 2023. Review to take place to continue engagement in Q3
Project Accountant(s) to cover larger projects		12	0	12	0		Recruitment to commence in Q3
CIVICA Financials Contract		0	0	0	0		
Human Resources & Organisational Development							
Programme Manager (position made permanent)		58	15	58	0		Postholder already in place
Working Well		25	0	25	0		Project plan in place, will be spent throughout the year to furnish office space
Economic Growth & Regeneration							
Economic Development							
Museums staff Job Evaluation (following TUPE transfer)		14	0	14	0		Posts revised and JE complete. Report being finalised for Exec approval
Critical maintenance and security for architectural site		10	0	10	0		Request for quotes for quinquennial inspection will go out soon
Planning & Place							
Building Control (post-external contract)		105	17	105	0		Estimated outturn is higher than the growth at £180K
Voice-recognition software		6	0	6	0		To be procured in year. ICT sickness delayed purchase
Integrated EDMS system		45	0	45	0		To be procured in year. ICT sickness delayed purchase
Amenity Improvements Programme		12	0	12	0		Spend to be agreed Q2
Property, Investment & Regen							
Project due diligence (contribution to reserve)		100	0	100	0		Spend expected in year - pooled with other reserve funded budget
TOTAL	62	(330)	(186)	65	395		

GENERAL FUND SERVICE ANALYSIS 2022/23

		Original Budget	Q1 Projected	Q2 Projected	Q3 Projected	Q4 Projected
Communities and Environment						
Business Support	Vehicle Maintenance	12	40			
	White Lund Depot	(14)	53			
Customer Involvement & Leisure	Customer Services	809	742			
	Leisure	34	34			
	Salt Ayre	305	397			
Public Protection	Environmental Health	1,262	1,231			
	Emergency Planning	46	46			
	Housing Standards	79	92			
	Licensing	(68)	(79)			
	Safety	124	138			
Housing Services	GF Housing	20	94			
	Home Improvement Agency	(128)	(128)			
	Housing Options	248	250			
	Strategic Housing	235	236			
Project Development	CCTV	50	50			
	Project Development	185	128			
Public Realm	Cemeteries	14	8			
	Grounds Maintenance	1,036	1,049			
	Household Waste Collection	2,217	2,489			
	Markets	(121)	(95)			
	Parking	(2,822)	(2,406)			
	Parks	141	120			
	Public Conveniences	146	155			
	Public Realm Highways	76	83			
	Service Support	555	507			
	Street Cleaning	1,274	1,363			
	Trade Waste	(789)	(755)			
	Williamson Park	267	335			
		5,193	6,177	0	0	0
Economic Growth and Regeneration						
Planning & Place	Building Control	194	192			
	Conservation & Environment	55	62			
	Development Control	840	749			
	Local Plan	794	790			
Economic Development	AONB	56	55			
	Economic Development	414	406			
	Marketing & Comms	327	325			
	Grants	215	215			
	The Platform	107	131			
	Tourism & Events	487	485			
	Museums	622	696			
Property, Investment and Regene	Highways	0	0			
	Regeneration	466	441			
	Sea Defence & Land Drainage	427	428			
	Property	(399)	501			
	Building Cleaning	0	(7)			
		4,605	5,469	0	0	0
Corporate Services						
Corporate Accounts	Central Expenses	379	1,227			
Democratic	Democratic Services	954	945			
Finance	Finance	1,371	1,441			
HR	Corporate Safety	66	66			
	HR	975	920			
ICT	ICT	1,540	1,528			
Internal Audit	Internal Audit	200	200			
Legal	Legal Services	316	337			
Revenues & Benefits	Revenues & Benefits	959	959			
		6,760	7,623	0	0	0
Central Services						
Chief Executive	Executive Team	871	836			
	Grants to other bodies	291	291			
		1,162	1,127	0	0	0
Other Items						
Other Items	New Homes Bonus	(504)	(504)			
	Revenue Funding of Capital	947	947			
	Minimum Revenue Provision	2,698	2,698			
	Interest Payable	1,463	1,463			
	Interest Receivable	(12)	(12)			
	Notional Charges	0	0			
	Contributions to Reserve	1,077	1,077			
	Contributions from Reserve	(5)	(500)			
	Capital Contributions from Reserve	(947)	(947)			
		4,717	4,222	0	0	0
	Net Recharges to Housing Revenue Account	(1,044)	(1,044)			
	RMS Capital Charges (now Housing Revenue Account)	(139)	(139)			
	Revenue Reserve funded items included in above analysis (Revenue)	1,641	1,630			
	Revenue Reserve funded items included in above analysis (Appropriation)	(1,641)	(1,630)			
		21,254	23,435	0	0	0
General Fund Revenue Budget						
Core Funding :	Revenue Support Grant	(212)	(212)			
	Additional New Homes Bonus	(42)	(42)			
	Supplementary Government Grants	(652)	(652)			
	Prior Year Council Tax Surplus	(66)	(66)			
	Net Business Rates Income	(10,106)	(10,106)			
Council Tax Requirement		10,176	12,357	0	0	0

Notes:

- Income is expressed as a negative figure in brackets
- Expenditure is expressed as a positive figure
- Projected Variances are expressed as negative () for adverse and positive + for favourable

2022/23 QUARTER 1 - MONITORING SHEET

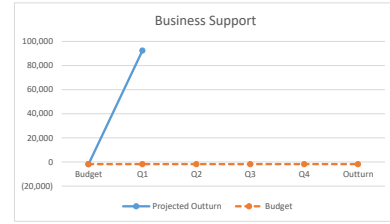
[back to Appendix](#)

Directorate:	Communities and Environment
Director:	Suzanne Lodge
Area of Spend:	Business Support
Budget Holder:	Will Griffith
Portfolio Holder(s):	Dave Brookes

SERVICE AREA EXPENDITURE	Original Budget 2022/23 £	Budget Amendments 2022/23 £	Working Budget 2022/23 £	Q1 Actual 2022/23 £	Projected Outturn 2022/23 £	Projected Variance 2022/23 £
Vehicle Maintenance	12,000	0	12,000	31,104	39,537	(27,537)
White Lund Depot	(13,800)	0	(13,800)	3,437	52,900	(66,700)
Service Area Total	(1,800)	0	(1,800)	34,541	92,437	(94,237)

Notes

- 1 Increased utility costs across all services (£51K) electricity; (£33K) gas



SUBJECTIVE EXPENDITURE	Original Budget 2022/23 £	Budget Amendments 2022/23 £	Working Budget 2022/23 £	Q1 Actual 2022/23 £	Projected Outturn 2022/23 £	Projected Variance 2022/23 £
Employees	296,200	0	296,200	73,612	295,272	928
Premises Related Exp	250,800	0	250,800	105,917	334,400	(83,600)
Transport Related Exp	20,700	0	20,700	10,218	22,900	(2,200)
Supplies and Services	75,700	0	75,700	29,082	85,065	(9,365)
Transfer Payments	0	0	0	0	0	0
Support Services	6,000	0	6,000	0	6,000	0
Capital Charges	0	0	0	0	0	0
Capital Financing Costs	0	0	0	0	0	0
Appropriations	0	0	0	0	0	0
Income	(651,200)	0	(651,200)	(184,288)	(651,200)	0
Capital Financing Inc	0	0	0	0	0	0
Subjective Analysis Total	(1,800)	0	(1,800)	34,541	92,437	(94,237)

Notes

- 1 Increased utility costs across all services (£51K) electricity; (£33K) gas

CAPITAL EXPENDITURE	Original Budget 2022/23 £	Budget Amendments 2022/23 £	Working Budget 2022/23 £	Q1 Actual 2022/23 £	Projected Outturn 2022/23 £	Projected Variance 2022/23 £
2 x Electric RCVs	0	0	0	415,649	415,649	(415,649)
Electrification of Vehicles	508,000	0	508,000	0	508,000	0
Fleet Growth	180,000	0	180,000	0	180,000	0
Purchase Of Vehicles	2,012,000	0	2,012,000	219,473	3,164,000	(1,152,000)
Service Area Total	2,700,000	0	2,700,000	635,122	4,267,649	(1,567,649)

Notes

- 1 Variance will be funded by £400k slippage from 21/22 pending approval by Cabinet
 2 £2.3m slippage from 21/22 is pending approval by Cabinet.. Rising prices & delays in supply chain make accurate outturn difficult to forecast at this stage in the year. Current outturn is an estimate based on the current level of commitments

2022/23 QUARTER 1 - MONITORING SHEET

[back to Appendix](#)

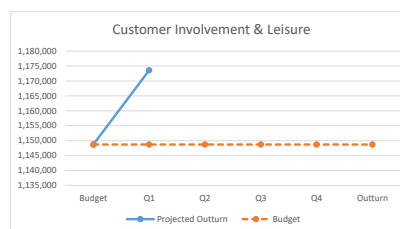
Directorate:	Communities and Environment
Director:	Suzanne Lodge
Area of Spend:	Customer Involvement & Leisure
Budget Holder:	Carolyne Walsh
Portfolio Holder(s):	Jason Wood / Sandra Thornberry

SERVICE AREA EXPENDITURE	Original Budget 2022/23 £	Budget Amendments 2022/23 £	Working Budget 2022/23 £	Q1 Actual 2022/23 £	Projected Outturn 2022/23 £	Projected Variance 2022/23 £
Customer Services	809,200	0	809,200	191,817	742,200	67,000
Leisure	34,400	0	34,400	(70,465)	34,400	0
Salt Ayre	305,100	0	305,100	171,436	396,987	(91,887)
Service Area Total	1,148,700	0	1,148,700	292,788	1,173,587	(24,887)

Notes

1

2&3



Notes

- Saving whilst Head of Community Involvement & Leisure is recharged to West Lancs BC
- Various vacant posts including Leisure Assistants/Spa Therapists
- Additional electricity costs at SALC due to energy price rise

SUBJECTIVE EXPENDITURE	Original Budget 2022/23 £	Budget Amendments 2022/23 £	Working Budget 2022/23 £	Q1 Actual 2022/23 £	Projected Outturn 2022/23 £	Projected Variance 2022/23 £
Employees	2,661,200	0	2,661,200	633,303	2,539,867	121,333
Premises Related Exp	826,700	0	826,700	272,592	972,920	(146,220)
Transport Related Exp	38,000	0	38,000	10,868	38,000	0
Supplies and Services	699,100	0	699,100	165,602	699,100	0
Transfer Payments	0	0	0	0	0	0
Support Services	0	0	0	0	0	0
Capital Charges	0	0	0	0	0	0
Capital Financing Costs	0	0	0	0	0	0
Appropriations	0	0	0	0	0	0
Income	(3,076,300)	0	(3,076,300)	(789,576)	(3,076,300)	0
Capital Financing Inc	0	0	0	0	0	0
Subjective Analysis Total	1,148,700	0	1,148,700	292,788	1,173,587	(24,887)

Notes

1

2

Notes

- Saving whilst Head of Community Involvement & Leisure is recharged to West Lancs BC / Various vacant posts including Leisure Assistants/Spa Therapists.
- Additional electricity costs at SALC due to energy price rise

CAPITAL EXPENDITURE	Original Budget 2022/23 £	Budget Amendments 2022/23 £	Working Budget 2022/23 £	Q1 Actual 2022/23 £	Projected Outturn 2022/23 £	Projected Variance 2022/23 £
Salt Ayre Equipment Programme	549,000	0	549,000	15,619	549,000	0
SASC Developer Partnership	0	0	0	(29,069)	(29,069)	29,069
Service Area Total	549,000	0	549,000	(13,450)	519,931	29,069

Notes

1

Notes

- Retention fee due to Alliance Leisure no longer required

2022/23 QUARTER 1 - MONITORING SHEET

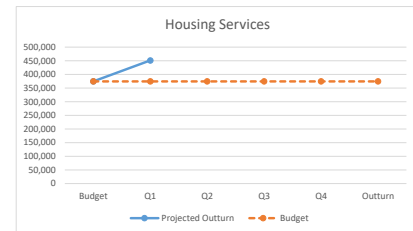
[back to Appendix](#)

Directorate:	Communities and Environment
Director:	Suzanne Lodge
Area of Spend:	Housing Services
Budget Holder:	Jo Wilkinson
Portfolio Holder(s):	Cary Matthews

SERVICE AREA EXPENDITURE	Original Budget 2022/23 £	Budget Amendments 2022/23 £	Working Budget 2022/23 £	Q1 Actual 2022/23 £	Projected Outturn 2022/23 £	Projected Variance 2022/23 £
GF Housing	19,500	0	19,500	5,131	93,514	(74,014)
Home Improvement Agency	(128,100)	0	(128,100)	(204,624)	(128,020)	(80)
Housing Options	247,900	0	247,900	(1,331,874)	250,078	(2,178)
Strategic Housing	235,100	0	235,100	28,583	235,593	(493)
Service Area Total	374,400	0	374,400	(1,502,785)	451,165	(76,765)

Notes

1



Notes

- 1 Mellishaw increase in energy costs (£36K). Potential loss of rent income due to Mellishaw renovations (£38K)

SUBJECTIVE EXPENDITURE	Original Budget 2022/23 £	Budget Amendments 2022/23 £	Working Budget 2022/23 £	Q1 Actual 2022/23 £	Projected Outturn 2022/23 £	Projected Variance 2022/23 £
Employees	1,002,300	0	1,002,300	264,275	1,241,711	(239,411)
Premises Related Exp	79,800	0	79,800	17,025	111,193	(31,393)
Transport Related Exp	22,600	0	22,600	7,999	26,805	(4,205)
Supplies and Services	454,200	0	454,200	207,803	1,271,547	(817,347)
Transfer Payments	0	0	0	0	0	0
Support Services	50,000	0	50,000	0	50,000	0
Capital Charges	0	0	0	0	0	0
Capital Financing Costs	0	0	0	0	0	0
Appropriations	0	0	0	0	0	0
Income	(1,234,500)	0	(1,234,500)	(1,999,888)	(2,250,092)	1,015,592
Capital Financing Inc	0	0	0	0	0	0
Subjective Analysis Total	374,400	0	374,400	(1,502,785)	451,165	(76,765)

Notes

1

2

3

4

Notes

- 1 Externally funded (£254K). Vacant posts mainly HIA £12K & Housing Options £5K (239.4)
- 2 Mellishaw increased energy costs (£36K) offset by marginal decrease in R&M £5K (31.4)
- 3 Externally funded (£739K). Increased B&B for Homeless (£75K) offsets to income (housing benefit) (817.3)
- 4 Externally funded £996K. Increase in housing benefit income (B&B Homeless) £68K (see note 3 above). Potential loss in Mellishaw pitch fee 1,015.4
 Note: Externally funded items have no financial impact so there is no cost to the Council (Funding is from County for HIA, DLUHC for Housing Options and DLUHC for Changing Futures)

CAPITAL EXPENDITURE	Original Budget 2022/23 £	Budget Amendments 2022/23 £	Working Budget 2022/23 £	Q1 Actual 2022/23 £	Projected Outturn 2022/23 £	Projected Variance 2022/23 £
Disabled Facilities Grants	0	0	0	(2,983,449)	0	0
Next Steps Accommodation Programme	0	0	0	0	750,000	(750,000)
Mellishaw Park	600,000	0	600,000	0	300,000	300,000
Service Area Total	600,000	0	600,000	(2,983,449)	1,050,000	(450,000)

Notes

1

2

Notes

- 1 Variance will be funded by £750k slippage from 21/22 pending approval by Cabinet
- 2 Project going out to tender in September & is therefore likely to slip in part into 23/24

2022/23 QUARTER 1 - MONITORING SHEET

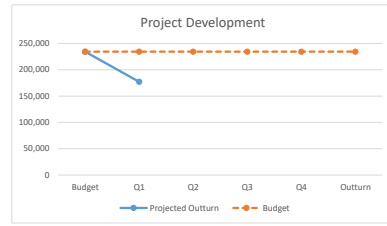
[back to Appendix](#)

Directorate:	Communities and Environment
Director:	Suzanne Lodge
Area of Spend:	Project Development
Budget Holder:	Elliott Grimshaw
Portfolio Holder(s):	Dave Brookes

SERVICE AREA EXPENDITURE	Original Budget 2022/23 £	Budget Amendments 2022/23 £	Working Budget 2022/23 £	Q1 Actual 2022/23 £	Projected Outturn 2022/23 £	Projected Variance 2022/23 £
CCTV	49,600	0	49,600	55,866	49,600	0
Project Development	184,800	0	184,800	24,174	127,500	57,300
Service Area Total	234,400	0	234,400	80,040	177,100	57,300

Notes

1&2



Notes

- Business Rates for Solar Farm not chargeable
- Additional income raised through sales to the grid from the solar farm (price related)

SUBJECTIVE EXPENDITURE	Original Budget 2022/23 £	Budget Amendments 2022/23 £	Working Budget 2022/23 £	Q1 Actual 2022/23 £	Projected Outturn 2022/23 £	Projected Variance 2022/23 £
Employees	147,200	0	147,200	36,273	147,200	0
Premises Related Exp	54,100	0	54,100	49	31,300	22,800
Transport Related Exp	0	0	0	0	0	0
Supplies and Services	50,700	0	50,700	57,442	50,700	0
Transfer Payments	0	0	0	0	0	0
Support Services	0	0	0	0	0	0
Capital Charges	0	0	0	0	0	0
Capital Financing Costs	0	0	0	0	0	0
Appropriations	0	0	0	0	0	0
Income	(17,600)	0	(17,600)	(13,724)	(52,100)	34,500
Capital Financing Inc	0	0	0	0	0	0
Subjective Analysis Total	234,400	0	234,400	80,040	177,100	57,300

Notes

1&2

3

Notes

- Increased utility costs across all services (£51K) electricity; (£33K) gas
- Business Rates for Solar Farm not chargeable
- Additional income raised through sales to the grid from the solar farm (price related)

CAPITAL EXPENDITURE	Original Budget 2022/23 £	Budget Amendments 2022/23 £	Working Budget 2022/23 £	Q1 Actual 2022/23 £	Projected Outturn 2022/23 £	Projected Variance 2022/23 £
2 x Electric RCVs	0	0	0	415,649	415,649	(415,649)
Electrification of Vehicles	508,000	0	508,000	0	508,000	0
Fleet Growth	180,000	0	180,000	0	180,000	0
Purchase Of Vehicles	2,012,000	0	2,012,000	219,473	3,164,000	(1,152,000)
VMU Brake Rollers	0	0	0	0	0	0
Service Area Total	2,700,000	0	2,700,000	635,122	4,267,649	(1,567,649)

Notes

1

2

Notes

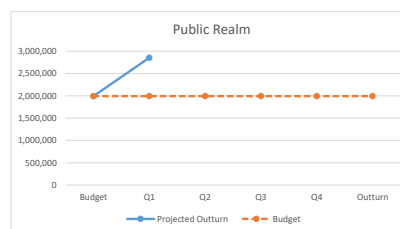
- Variance will be funded by £400k slippage from 21/22 pending approval by Cabinet
- £2.3m slippage from 21/22 is pending approval by Cabinet. Rising prices & delays in supply chain make accurate outturn difficult to forecast at this stage in the year. Current outturn is an estimate based on the current level of commitments

2022/23 QUARTER 1 - MONITORING SHEET

[back to Appendix](#)

Directorate:	Communities and Environment
Director:	Suzanne Lodge
Area of Spend:	Public Realm
Budget Holder:	Will Griffith
Portfolio Holder(s):	Dave Brookes / Gina Dowling / Tim Hamilton-Cox / Tricia Heath

SERVICE AREA EXPENDITURE	Original Budget 2022/23 £	Budget Amendments 2022/23 £	Working Budget 2022/23 £	Q1 Actual 2022/23 £	Projected Outturn 2022/23 £	Projected Variance 2022/23 £
Cemeteries	14,000	0	14,000	15,792	8,314	5,686
Grounds Maintenance	1,035,900	0	1,035,900	358,222	1,049,121	(13,221)
Household Waste Collection	2,216,600	0	2,216,600	53,052	2,488,807	(272,207)
Markets	(120,500)	0	(120,500)	(59,099)	(95,362)	(25,138)
Parking	(2,822,100)	0	(2,822,100)	(99,607)	(2,405,785)	(416,315)
Parks	140,500	0	140,500	9,759	120,344	20,156
Public Conveniences	145,900	0	145,900	44,175	154,900	(9,000)
Public Realm Highways	76,300	0	76,300	8,216	82,500	(6,200)
Service Support	555,100	0	555,100	50,856	506,526	48,574
Street Cleaning	1,273,800	0	1,273,800	353,679	1,363,223	(89,423)
Trade Waste	(789,400)	0	(789,400)	(1,026,106)	(754,621)	(34,779)
Williamson Park	266,500	0	266,500	(3,257)	335,167	(68,667)
Service Area Total	1,992,600	0	1,992,600	(294,318)	2,853,134	(860,534)



Notes

- Vehicle fuel (£36K) due to cost of living crisis; £30K salary turnover savings due to vacant Public Realm Supervisor post
- Vehicle fuel (£98K) due to cost of living crisis; hire of vehicles (£54K) due to prolonged lead-in times for new vehicles; staffing costs (£88K) due to agency being required to cover long-term sickness and future annual leave strain; garden waste subscriptions (£29K) being 3% down on target
- Electricity (£31K) due to energy crisis
- Electricity (£75K) due to energy crisis; business rates (£42K); income (£300K) very speculative at this juncture
- Non-commencement of beach hut project (£10K); income increase due to increase in Ice Cream concession income and return of fairground £20K
- Staff turnover savings £49K due to vacant Waste Operations Manager and Public Realm Supervisor positions
- Vehicle fuel (£44K) due to cost of living crisis; hire of vehicles (£60K) due to prolonged lead-in times for new vehicles; staff turnover savings £25K; additional waste disposal costs £9K due to enforced contractor change
- Electricity (£16K) due to energy crisis; vehicle fuel (£22K) due to cost of living crisis
- Electricity (£18K) Gas (£40K) due to energy crisis

SUBJECTIVE EXPENDITURE	Original Budget 2022/23 £	Budget Amendments 2022/23 £	Working Budget 2022/23 £	Q1 Actual 2022/23 £	Projected Outturn 2022/23 £	Projected Variance 2022/23 £
Employees	6,634,700	0	6,634,700	1,657,622	6,582,534	52,166
Premises Related Exp	1,547,100	0	1,547,100	956,176	1,800,100	(253,000)
Transport Related Exp	1,091,400	0	1,091,400	373,334	1,408,300	(316,900)
Supplies and Services	2,204,300	0	2,204,300	295,118	2,217,200	(12,900)
Transfer Payments	0	0	0	0	0	0
Support Services	0	0	0	0	0	0
Capital Charges	0	0	0	0	0	0
Capital Financing Costs	0	0	0	0	0	0
Appropriations	0	0	0	0	0	0
Income	(9,484,900)	0	(9,484,900)	(3,576,568)	(9,155,000)	(329,900)
Capital Financing Inc	0	0	0	0	0	0
Subjective Analysis Total	1,992,600	0	1,992,600	(294,318)	2,853,134	(860,534)

Notes

- Staff turnover savings £200K offset by additional agency costs to cover shortfalls (£144K)
- Increased utility costs across all services (£167K) electricity; (£65K) gas; (£45K) parking business rates
- Additional fuel costs across service (£203K); hire of vehicles (£114K) due to prolonged lead-in times for new vehicles
- Additional waste disposal costs (£9K) due to enforced contractor change
- Garden waste subscriptions (£29K) being 3% down on target; car parking income (£300K) very speculative at this juncture

CAPITAL EXPENDITURE	Original Budget 2022/23 £	Budget Amendments 2022/23 £	Working Budget 2022/23 £	Q1 Actual 2022/23 £	Projected Outturn 2022/23 £	Projected Variance 2022/23 £
Electronic Vehicle Charging Points	0	0	0	0	0	0
Far Moor Playing Fields Scheme	37,000	0	37,000	36,402	36,402	598
Half Moon Bay Car Park Extension	30,000	0	30,000	0	63,281	(33,281)
Happy Mount Park Footpaths	0	0	0	0	0	0
One Million Trees	30,000	0	30,000	0	30,000	0
SALC Salix Funded Optimised So	0	0	0	(1,284,375)	0	0
Heat De-carbonisation Programme	0	224,000	224,000	0	224,000	0
Torrisholme Park Play Area	0	0	0	6,028	0	0
Service Area Total	97,000	224,000	321,000	(1,241,945)	353,683	(32,683)

Notes

- Variance will be part funded by £30k slippage from 21/22 pending approval by Cabinet

2022/23 QUARTER 1 - MONITORING SHEET

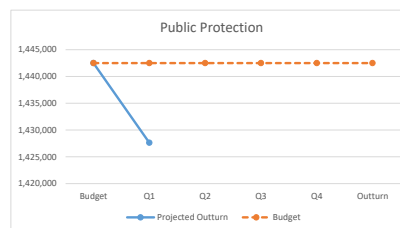
[back to Appendix](#)

Directorate:	Communities and Environment
Director:	Suzanne Lodge
Area of Spend:	Public Protection
Budget Holder:	Fiona Inston
Portfolio Holder(s):	Dave Brookes

SERVICE AREA EXPENDITURE	Original Budget 2022/23 £	Budget Amendments 2022/23 £	Working Budget 2022/23 £	Q1 Actual 2022/23 £	Projected Outturn 2022/23 £	Projected Variance 2022/23 £
Environmental Health	1,262,200	0	1,262,200	(153,612)	1,231,135	31,065
Emergency Planning	46,000	0	46,000	11,280	45,690	310
Housing Standards	78,600	0	78,600	(16,163)	92,228	(13,628)
Licensing	(67,800)	0	(67,800)	17,284	(79,379)	11,579
Safety	123,500	0	123,500	23,584	137,962	(14,462)
Service Area Total	1,442,500	0	1,442,500	(117,628)	1,427,635	14,865

Notes

1
2
3
4



Notes

- Vacancies & SCP savings £12K. Increase in fuel costs DERV (£6K). Additional cost for clearing backlog of Animal Licensing inspections (£8K). Additional one off cost for kennelling following puppy farm investigation (£6K). Income from staff time recharges £35K.
- Delay in implementation of Selective Licensing. Salary savings £28K, reduced income (£30K) and TCA funding no longer needed (£16K)
- Employees vacant posts £9K. Income down due to fall in numbers after Covid (£10K). Funding from COMF for driver recruitment programme £15K
- Overspend on Employees (£7K) mainly Agency. Additional PCSO cost (£12K) as taken out at revised but not ceased. Underspend on Vans as none £5K

SUBJECTIVE EXPENDITURE	Original Budget 2022/23 £	Budget Amendments 2022/23 £	Working Budget 2022/23 £	Q1 Actual 2022/23 £	Projected Outturn 2022/23 £	Projected Variance 2022/23 £
Employees	1,995,600	0	1,995,600	475,293	1,922,786	72,814
Premises Related Exp	13,600	0	13,600	12,387	13,598	2
Transport Related Exp	47,500	0	47,500	6,463	49,593	(2,093)
Supplies and Services	506,300	0	506,300	162,622	989,777	(483,477)
Transfer Payments	0	0	0	0	0	0
Support Services	31,900	0	31,900	0	26,148	5,752
Capital Charges	0	0	0	0	0	0
Capital Financing Costs	0	0	0	0	0	0
Appropriations	0	0	0	0	0	0
Income	(1,152,400)	0	(1,152,400)	(774,392)	(1,574,267)	421,867
Capital Financing Inc	0	0	0	0	0	0
Subjective Analysis Total	1,442,500	0	1,442,500	(117,628)	1,427,635	14,865

Notes

1
2
3

Notes

- Externally funded £32K. Vacant posts and SCP savings £47K. Agency costs (£6K)
 - Externally funded (£301K). Nets to Income (£159K) AQ grant, CSP & VMU). Additional costs for Animal Licensing inspections (£8K), puppy kennelling (£6K) and PCSO officer (£12K)
 - Externally funded £267K offsets Supplies & Services £158K (AQ, CSP, VMU). Income from staff time recharges £35K. Funding from COMF for driver training £15K. Delay in implementation of Selective Licensing income down (£30K) and TCA funding no longer needed (£16K). Licensing income down (£10K)
- Note: Externally funded items net nil so there is no cost to the council. (Funding from: Defra for Port transition, Food Standards Agency for specific work, County for Resettlement, balance of DLUHC Transformation challenge award and PRS Energy grant)

2022/23 QUARTER 1 - MONITORING SHEET

[back to Appendix](#)

Directorate:	Communities and Environment
Director:	Suzanne Lodge
Area of Spend:	Housing Services
Budget Holder:	Jo Wilkinson
Portfolio Holder(s):	Cary Matthews

SERVICE AREA EXPENDITURE	Original Budget 2022/23 £	Budget Amendments 2022/23 £	Working Budget 2022/23 £	Q1 Actual 2022/23 £	Projected Outturn 2022/23 £	Projected Variance 2022/23 £	Notes
Policy & Management	1,902,500	0	1,902,500	495,116	1,878,205	24,295	1
Repairs & Maintenance	6,555,200	0	6,555,200	937,441	6,666,674	(111,474)	2
Welfare Services	58,100	0	58,100	(62,438)	333,091	(274,991)	3
Special Services	273,100	0	273,100	110,721	294,676	(21,576)	4
Miscellaneous Expenses	739,600	0	739,600	63,190	810,600	(71,000)	5
Income Account	(15,295,200)	0	(15,295,200)	(3,470,244)	(15,153,500)	(141,700)	6
Capital Charges	5,492,500	0	5,492,500	0	5,492,500	0	
Appropriations	(255,300)	0	(255,300)	0	(255,300)	0	
Gain/Loss on Asset Sales	0	0	0	0	0	0	
Gain/Loss on Asset Sales(Move)	0	0	0	0	0	0	
Service Area Total	(529,500)	0	(529,500)	(1,926,213)	66,946	(596,446)	

Notes

- Staff turnover savings net of provision to staff turnover
- Electricity (-£0.082M) Gas (-£0.039M) due to energy crisis, largely rechargeable a year in arrears (elements are HB applicable to residents)
- Electricity (-£0.022M) Gas (-£0.242M) due to energy crisis, largely rechargeable a year in arrears (elements are HB applicable to residents)
- Electricity (-£0.004M) Gas (-£0.007M) due to energy crisis, largely rechargeable a year in arrears (elements are HB applicable to residents)
- Additional insurance premium charged to be recharged to services within Q2
- Increased rent loss from voids, largely due to an increase in major voids being returned plus increased voids relating to capital projects

SUBJECTIVE EXPENDITURE	Original Budget 2022/23 £	Budget Amendments 2022/23 £	Working Budget 2022/23 £	Q1 Actual 2022/23 £	Projected Outturn 2022/23 £	Projected Variance 2022/23 £	Notes
Employees	2,262,500	0	2,262,500	474,417	2,219,847	42,653	1
Premises Related Exp	7,296,300	0	7,296,300	1,071,756	7,793,699	(497,399)	2
Transport Related Exp	8,900	0	8,900	1,473	8,900	0	
Supplies and Services	1,054,300	0	1,054,300	219,877	1,054,300	0	
Transfer Payments	0	0	0	0	0	0	
Support Services	106,600	0	106,600	0	106,600	0	
Capital Charges	2,771,700	0	2,771,700	19,500	2,771,700	0	
Capital Financing Costs	1,679,400	0	1,679,400	0	1,679,400	0	
Appropriations	786,100	0	786,100	(19,500)	786,100	0	
Income	(16,495,300)	0	(16,495,300)	(3,693,737)	(16,353,600)	(141,700)	3
Capital Financing Inc	0	0	0	0	0	0	
Subjective Analysis Total	(529,500)	0	(529,500)	(1,926,213)	66,946	(596,446)	

Notes

- Staff turnover savings net of provision to staff turnover
- Electricity (-£0.138M) Gas (-£0.288M) due to energy crisis (largely rechargeable a year in arrears); additional insurance premium (-£0.071M) charged to be recharged to services within Q2
- Increased rent loss from voids, largely due to an increase in major voids being returned plus increased voids relating to capital projects

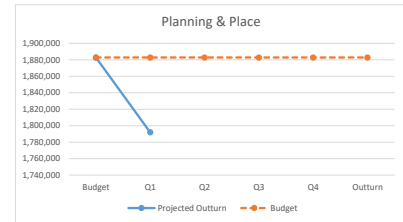
2022/23 QUARTER 1 - MONITORING SHEET

[back to Appendix](#)

Directorate:	Economic Growth and Regeneration
Director:	Jason Syers
Area of Spend:	Planning & Place
Budget Holder:	Mark Cassidy
Portfolio Holder(s):	Gina Dowling

SERVICE AREA EXPENDITURE	Original Budget 2022/23 £	Budget Amendments 2022/23 £	Working Budget 2022/23 £	Q1 Actual 2022/23 £	Projected Outturn 2022/23 £	Projected Variance 2022/23 £
Building Control	193,600	0	193,600	365	191,511	2,089
Conservation & Environment	55,300	0	55,300	(482)	61,779	(6,479)
Development Control	840,400	0	840,400	168,671	748,579	91,821
Local Plan	793,500	0	793,500	163,073	790,035	3,465
Service Area Total	1,882,800	0	1,882,800	331,627	1,791,904	90,896

Notes



Notes

- (£6K) est increased electricity costs for Middleton Pumping Station
- £87K salary savings, currently ten vacant posts offsets consultancy support for key major applications (£16K)
- £100K salary savings including vacant head of PIR currently advertised offsets agency costs (£67K)
- (£8K) increase in prices to statutory notices in newspapers

SUBJECTIVE EXPENDITURE	Original Budget 2022/23 £	Budget Amendments 2022/23 £	Working Budget 2022/23 £	Q1 Actual 2022/23 £	Projected Outturn 2022/23 £	Projected Variance 2022/23 £
Employees	2,484,300	0	2,484,300	505,249	2,282,695	201,605
Premises Related Exp	27,600	0	27,600	1,918	34,079	(6,479)
Transport Related Exp	1,800	0	1,800	346	1,800	0
Supplies and Services	428,000	0	428,000	106,500	532,230	(104,230)
Transfer Payments	0	0	0	0	0	0
Support Services	0	0	0	0	0	0
Capital Charges	0	0	0	0	0	0
Capital Financing Costs	0	0	0	0	0	0
Appropriations	0	0	0	0	0	0
Income	(1,058,900)	0	(1,058,900)	(282,386)	(1,058,900)	0
Capital Financing Inc	0	0	0	0	0	0
Subjective Analysis Total	1,882,800	0	1,882,800	331,627	1,791,904	90,896

Notes

- £82K due to currently operating unstaffed within Building Control; £87K development control ten vacant posts; £100K salary savings including vacant head of PIR currently advertised; Agency costs (£72K) mainly head of PIR
- (£6K) est increased electricity costs for Middleton Pumping Station
- (£75K) Capita consultancy for Building Control support; (£16K) consultancy support for key major applications; (£14K) works in default payments and increased advertising costs associated with statutory planning notices

CAPITAL EXPENDITURE	Original Budget 2022/23 £	Budget Amendments 2022/23 £	Working Budget 2022/23 £	Q1 Actual 2022/23 £	Projected Outturn 2022/23 £	Projected Variance 2022/23 £
Cable Street Christmas Lights	24,000	0	24,000	0	24,000	0
S106 payments to Lancs County Council	0	0	0	0	0	0
Canal Quarter	40,000	0	40,000	0	40,000	0
Service Area Total	64,000	0	64,000	0	64,000	0

Notes

-
-

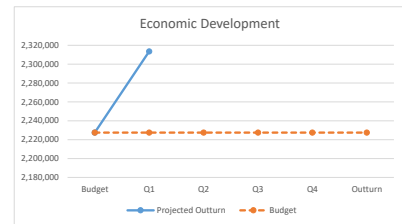
2022/23 QUARTER 1 - MONITORING SHEET

[back to Appendix](#)

Directorate:	Economic Growth and Regeneration
Director:	Jason Syers
Area of Spend:	Economic Development
Budget Holder:	Michelle Horrocks
Portfolio Holder(s):	Kevin Frea / Sandra Thornberry / Tim Hamilton-Cox / Gina Dowding / Tricia Heath

SERVICE AREA EXPENDITURE	Original Budget 2022/23 £	Budget Amendments 2022/23 £	Working Budget 2022/23 £	Q1 Actual 2022/23 £	Projected Outturn 2022/23 £	Projected Variance 2022/23 £
AONB	55,800	0	55,800	13,265	55,233	567
Economic Development	414,400	0	414,400	79,246	406,420	7,980
Marketing & Comms	326,500	0	326,500	74,993	325,145	1,355
Grants	214,700	0	214,700	46,905	214,700	0
The Platform	106,900	0	106,900	(4,324)	130,903	(24,003)
Tourism & Events	487,400	0	487,400	110,750	485,178	2,222
Museums	621,800	0	621,800	182,230	695,928	(74,128)
Service Area Total	2,227,500	0	2,227,500	503,066	2,313,507	(86,007)

Notes



Notes

- 1 Vacant Economic Development Assistant
- 2 (£27K) Platform est increased utility costs
- 3 (£76K) Museums est increased utility costs

SUBJECTIVE EXPENDITURE	Original Budget 2022/23 £	Budget Amendments 2022/23 £	Working Budget 2022/23 £	Q1 Actual 2022/23 £	Projected Outturn 2022/23 £	Projected Variance 2022/23 £
Employees	1,801,800	0	1,801,800	422,519	1,777,218	24,582
Premises Related Exp	244,600	0	244,600	109,858	354,939	(110,339)
Transport Related Exp	5,600	0	5,600	678	5,850	(250)
Supplies and Services	1,091,100	0	1,091,100	175,244	1,130,700	(39,600)
Transfer Payments	0	0	0	0	0	0
Support Services	11,700	0	11,700	1,419	11,700	0
Capital Charges	0	0	0	0	0	0
Capital Financing Costs	0	0	0	0	0	0
Appropriations	0	0	0	0	0	0
Income	(927,300)	0	(927,300)	(205,423)	(966,900)	39,600
Capital Financing Inc	0	0	0	0	0	0
Subjective Analysis Total	2,227,500	0	2,227,500	504,294	2,313,507	(86,007)

Notes

- 1 (£8K) vacant Economic Development Assistant (£11K) vacant Team Leader
- 2 (£110K) est increased utility costs for VIC's, Platform & Musuems
- 3 (£20K) SPF Investment Plan & (£20K) Museums expenditure offset by grant income
- 4 £20K SPF Investment Plan & £20K Museums grant income offsets expenditure

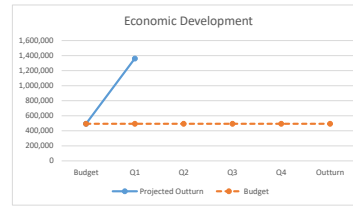
2022/23 QUARTER 1 - MONITORING SHEET

[back to Appendix](#)

Directorate:	Economic Growth and Regeneration
Director:	Jason Syers
Area of Spend:	Property, Investment and Regen
Budget Holder:	Jason Syers
Portfolio Holder(s):	Erica Lewis / Gina Dowding / Tim Hamilton-Cox / Tricia Heath

SERVICE AREA EXPENDITURE	Original Budget 2022/23	Budget Amendments 2022/23	Working Budget 2022/23	Q1 Actual 2022/23	Projected Outturn 2022/23	Projected Variance 2022/23
	£	£	£	£	£	£
Highways	0	0	0	0	0	0
Regeneration	466,300	0	466,300	21,801	440,717	25,583
Sea Defence & Land Drainage	426,700	0	426,700	90,654	427,527	(827)
Property	(399,400)	0	(399,400)	125,267	500,561	(899,961)
Building Cleaning	0	0	0	79,651	(6,865)	6,865
Service Area Total	493,600	0	493,600	317,373	1,361,939	(868,339)

Notes



Notes

- E29K salary savings; (E7K) cost of Waste Management Licence
- (E458K) est increased utility costs for Council Buildings, (28K) rates at Hillmore Way, (E306K) income shortfall, (E109K) savings target for mothballing LTH/MTH and relocating ICT will not be met.

SUBJECTIVE EXPENDITURE	Original Budget 2022/23	Budget Amendments 2022/23	Working Budget 2022/23	Q1 Actual 2022/23	Projected Outturn 2022/23	Projected Variance 2022/23
	£	£	£	£	£	£
Employees	2,133,000	0	2,133,000	469,957	2,079,568	53,432
Premises Related Exp	1,610,500	0	1,610,500	573,849	2,113,780	(503,280)
Transport Related Exp	14,000	0	14,000	1,220	14,450	(450)
Supplies and Services	236,500	0	236,500	30,928	395,477	(158,977)
Transfer Payments	0	0	0	0	0	0
Support Services	36,300	0	36,300	0	36,300	0
Capital Charges	0	0	0	0	0	0
Capital Financing Costs	0	0	0	0	0	0
Appropriations	0	0	0	0	0	0
Income	(3,536,700)	0	(3,536,700)	(758,581)	(3,277,636)	(259,064)
Capital Financing Inc	0	0	0	0	0	0
Subjective Analysis Total	493,600	0	493,600	317,373	1,361,939	(868,339)

Notes

- E29K Projects Team vacancies x 4 E10K vacant Project Engineer & Coast Maint Officer posts
- (E458K) est increased utility costs for Council Buildings, (E28K) rates at Hillmore way
- (E40K) Balling Homes England Grant expenditure (offsets income)
- E40K Balling Homes England Grant income (offsets expenditure). Property income budgets include E240K for new investment income not identified and E66K rental shortfalls at 7 Cheapside, Hillmore Way and Assembly Rooms whilst new tenants move in.

Notes not yet updated

CAPITAL EXPENDITURE	Original Budget 2022/23	Budget Amendments 2022/23	Working Budget 2022/23	Q1 Actual 2022/23	Projected Outturn 2022/23	Projected Variance 2022/23
	£	£	£	£	£	£
1 Lodge Street Urgent Structural Repairs	340,000	0	340,000	17,348	340,000	0
Artle Beck Improvements	0	0	0	(359)	0	0
Cable Street Christmas Lights	24,000	0	24,000	0	24,000	0
Canal Quarter	40,000	0	40,000	0	40,000	0
Calton Road Flood Relief Scheme	0	0	0	(1,069,739)	0	0
Coastal Revival Fund - Morecambe Co-op	0	0	0	(9,802)	0	0
Economic Growth & Regen Devpt Pool	1,650,000	0	1,650,000	0	0	1,650,000
Edward Street Dance Studio	84,000	0	84,000	0	84,000	0
Frontierland	0	0	0	0	0	0
Lancaster City Museum	0	0	0	39,528	53,000	(53,000)
Lancaster District Empty Homes Partnersh	73,000	0	73,000	0	0	73,000
Lancaster HS Heritage Action Zone	973,000	0	973,000	50,547	223,404	749,596
Lancaster Square Routes Project	5,000	0	5,000	(17,634)	0	5,000
Lawsons Bridge S106 scheme	63,000	0	63,000	0	0	63,000
Morecambe Co-op Renovation	375,000	0	375,000	0	0	375,000
Palatine Recreation Ground - Veterans Cl	0	0	0	84,175	0	0
Service Area Total	3,627,000	0	3,627,000	(905,937)	764,404	2,862,596

Notes

- E650k BGV Project Development & E1m provision for Canal Quarter won't be released until business case approved by Cabinet therefore likely to slip into 23/24
- Variance will be funded by slippage from 21/22
- On hold pending sourcing of new delivery partner
- Project has recently been reprocured with the
- Scheme on hold due to receipt of new planning application which may impact S106 contribution
- Project start is dependent on securing external funding

2022/23 QUARTER 1 - MONITORING SHEET

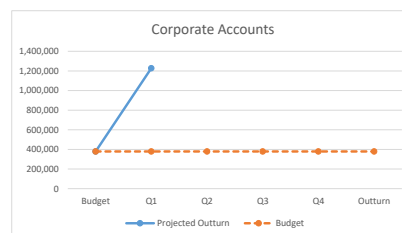
[back to Appendix](#)

Directorate:	Corporate Services
Director:	Paul Thompson
Area of Spend:	Corporate Accounts
Budget Holder:	Paul Thompson
Portfolio Holder(s):	Anne Whitehead

SERVICE AREA EXPENDITURE	Original Budget 2022/23 £	Budget Amendments 2022/23 £	Working Budget 2022/23 £	Q1 Actual 2022/23 £	Projected Outturn 2022/23 £	Projected Variance 2022/23 £
Central Expenses	379,100	0	379,100	2,086,350	1,227,475	(848,375)
Service Area Total	379,100	0	379,100	2,086,350	1,227,475	(848,375)

Notes

1&2&3



Notes

- 1 Removal of one-quarter of staff turnover target
- 2 Additional £205K pension top-up due regarding 2021/22 and estimated £600K requirement for 2022/23
- 3 HRA share of additional pension top-up due

SUBJECTIVE EXPENDITURE	Original Budget 2022/23 £	Budget Amendments 2022/23 £	Working Budget 2022/23 £	Q1 Actual 2022/23 £	Projected Outturn 2022/23 £	Projected Variance 2022/23 £
Employees	3,257,600	0	3,257,600	2,873,337	4,205,975	(948,375)
Premises Related Exp	0	0	0	0	0	0
Transport Related Exp	0	0	0	0	0	0
Supplies and Services	416,200	0	416,200	39,102	416,200	0
Transfer Payments	0	0	0	0	0	0
Support Services	0	0	0	0	0	0
Capital Charges	0	0	0	0	0	0
Capital Financing Costs	0	0	0	0	0	0
Appropriations	0	0	0	0	0	0
Income	(3,294,700)	0	(3,294,700)	(826,089)	(3,394,700)	100,000
Capital Financing Inc	0	0	0	0	0	0
Subjective Analysis Total	379,100	0	379,100	2,086,350	1,227,475	(848,375)

Notes

1&3

2

Notes

- 1 Removal of one-quarter of staff turnover target
- 2 Additional £205K pension top-up due regarding 2021/22 and estimated £600K requirement for 2022/23
- 3 HRA share of additional pension top-up due

CAPITAL EXPENDITURE	Original Budget 2022/23 £	Budget Amendments 2022/23 £	Working Budget 2022/23 £	Q1 Actual 2022/23 £	Projected Outturn 2022/23 £	Projected Variance 2022/23 £
	0	0	0	0	0	0
Service Area Total	0	0	0	0	0	0

Notes

Notes

2022/23 QUARTER 1 - MONITORING SHEET

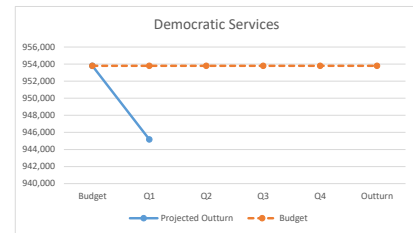
[back to Appendix](#)

Directorate:	Corporate Services
Director:	Luke Gorst
Area of Spend:	Democratic Services
Budget Holder:	Deborah Chambers
Portfolio Holder(s):	Erica Lewis

SERVICE AREA EXPENDITURE	Original Budget 2022/23 £	Budget Amendments 2022/23 £	Working Budget 2022/23 £	Q1 Actual 2022/23 £	Projected Outturn 2022/23 £	Projected Variance 2022/23 £
Democratic Services	953,800	0	953,800	220,957	945,181	8,619
Service Area Total	953,800	0	953,800	220,957	945,181	8,619

Notes

1



Notes

1 Various minor salary savings including new elections staff

SUBJECTIVE EXPENDITURE	Original Budget 2022/23 £	Budget Amendments 2022/23 £	Working Budget 2022/23 £	Q1 Actual 2022/23 £	Projected Outturn 2022/23 £	Projected Variance 2022/23 £
Employees	443,600	0	443,600	103,193	434,981	8,619
Premises Related Exp	0	0	0	0	0	0
Transport Related Exp	15,900	0	15,900	207	15,900	0
Supplies and Services	496,600	0	496,600	130,487	496,600	0
Transfer Payments	0	0	0	0	0	0
Support Services	0	0	0	0	0	0
Capital Charges	0	0	0	0	0	0
Capital Financing Costs	0	0	0	0	0	0
Appropriations	0	0	0	0	0	0
Income	(2,300)	0	(2,300)	(12,931)	(2,300)	0
Capital Financing Inc	0	0	0	0	0	0
Subjective Analysis Total	953,800	0	953,800	220,957	945,181	8,619

Notes

1

Notes

1 Various minor salary savings including new elections staff

2022/23 QUARTER 1 - MONITORING SHEET

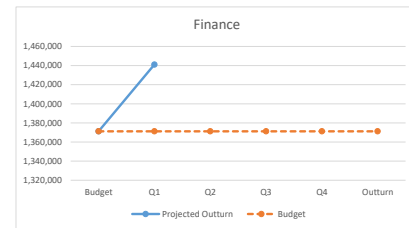
[back to Appendix](#)

Directorate:	Corporate Services
Director:	Paul Thompson
Area of Spend:	Finance
Budget Holder:	Paul Thompson
Portfolio Holder(s):	Anne Whitehead

SERVICE AREA EXPENDITURE	Original Budget 2022/23 £	Budget Amendments 2022/23 £	Working Budget 2022/23 £	Q1 Actual 2022/23 £	Projected Outturn 2022/23 £	Projected Variance 2022/23 £
Finance	1,371,200	0	1,371,200	1,340,489	1,441,107	(69,907)
Service Area Total	1,371,200	0	1,371,200	1,340,489	1,441,107	(69,907)

Notes

1&2



Notes

- 1 Various vacancies including Accountancy Services Manager/Systems Support Officer and awaiting restructure
- 2 Additional insurance premium charged to be recharged to services within Q2

SUBJECTIVE EXPENDITURE	Original Budget 2022/23 £	Budget Amendments 2022/23 £	Working Budget 2022/23 £	Q1 Actual 2022/23 £	Projected Outturn 2022/23 £	Projected Variance 2022/23 £
Employees	989,600	0	989,600	208,969	934,794	54,806
Premises Related Exp	0	0	0	977,372	127,000	(127,000)
Transport Related Exp	1,500	0	1,500	76	1,500	0
Supplies and Services	393,900	0	393,900	154,269	391,613	2,287
Transfer Payments	0	0	0	0	0	0
Support Services	0	0	0	0	0	0
Capital Charges	0	0	0	0	0	0
Capital Financing Costs	0	0	0	0	0	0
Appropriations	0	0	0	0	0	0
Income	(13,800)	0	(13,800)	(207)	(13,800)	0
Capital Financing Inc	0	0	0	0	0	0
Subjective Analysis Total	1,371,200	0	1,371,200	1,340,479	1,441,107	(69,907)

Notes

1
2

Notes

- 1 Various vacancies including Accountancy Services Manager/Systems Support Officer and awaiting restructure
- 2 Additional insurance premium charged to be recharged to services within Q2

2022/23 QUARTER 1 - MONITORING SHEET

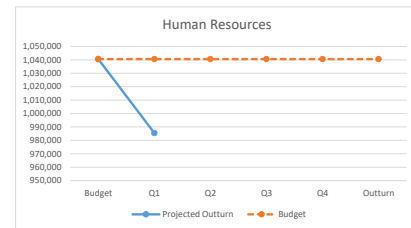
[back to Appendix](#)

Directorate:	Corporate Services
Director:	Luke Gorst
Area of Spend:	HR
Budget Holder:	Alex Kinch
Portfolio Holder(s):	Caroline Jackson

SERVICE AREA EXPENDITURE	Original Budget 2022/23 £	Budget Amendments 2022/23 £	Working Budget 2022/23 £	Q1 Actual 2022/23 £	Projected Outturn 2022/23 £	Projected Variance 2022/23 £
Corporate Safety	65,700	0	65,700	15,690	65,700	0
HR	974,900	0	974,900	209,667	919,794	55,106
Service Area Total	1,040,600	0	1,040,600	225,357	985,494	55,106

Notes

- 1 Various vacancies and restructure savings



SUBJECTIVE EXPENDITURE	Original Budget 2022/23 £	Budget Amendments 2022/23 £	Working Budget 2022/23 £	Q1 Actual 2022/23 £	Projected Outturn 2022/23 £	Projected Variance 2022/23 £
Employees	950,500	0	950,500	216,354	895,394	55,106
Premises Related Exp	0	0	0	0	0	0
Transport Related Exp	200	0	200	85	200	0
Supplies and Services	90,900	0	90,900	12,919	90,900	0
Transfer Payments	0	0	0	0	0	0
Support Services	0	0	0	0	0	0
Capital Charges	0	0	0	0	0	0
Capital Financing Costs	0	0	0	0	0	0
Appropriations	0	0	0	0	0	0
Income	(1,000)	0	(1,000)	(4,000)	(1,000)	0
Capital Financing Inc	0	0	0	0	0	0
Subjective Analysis Total	1,040,600	0	1,040,600	225,357	985,494	55,106

Notes

- 1 Various vacancies and restructure savings

CAPITAL EXPENDITURE	Original Budget 2022/23 £	Budget Amendments 2022/23 £	Working Budget 2022/23 £	Q1 Actual 2022/23 £	Projected Outturn 2022/23 £	Projected Variance 2022/23 £
PRG Grant	0	0	0	(39,718)	0	0
Service Area Total	0	0	0	(39,718)	0	0

Notes

Notes

2022/23 QUARTER 1 - MONITORING SHEET

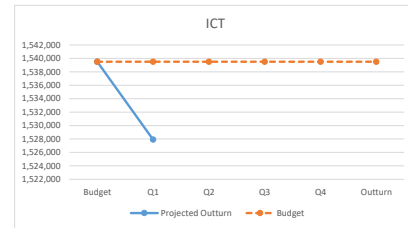
[back to Appendix](#)

Directorate:	Corporate Services
Director:	Paul Thompson
Area of Spend:	ICT
Budget Holder:	Joe Edmondson
Portfolio Holder(s):	Erica Lewis

SERVICE AREA EXPENDITURE	Original Budget 2022/23 £	Budget Amendments 2022/23 £	Working Budget 2022/23 £	Q1 Actual 2022/23 £	Projected Outturn 2022/23 £	Projected Variance 2022/23 £
ICT	1,539,500	0	1,539,500	407,927	1,527,917	11,583
Service Area Total	1,539,500	0	1,539,500	407,927	1,527,917	11,583

Notes

- 1 Vacant ICT Manager/ICT Development Manager offset by Agency costs



Notes

SUBJECTIVE EXPENDITURE	Original Budget 2022/23 £	Budget Amendments 2022/23 £	Working Budget 2022/23 £	Q1 Actual 2022/23 £	Projected Outturn 2022/23 £	Projected Variance 2022/23 £
Employees	865,900	0	865,900	177,163	854,317	11,583
Premises Related Exp	300	0	300	0	300	0
Transport Related Exp	2,200	0	2,200	184	2,200	0
Supplies and Services	769,000	0	769,000	437,374	769,000	0
Transfer Payments	0	0	0	0	0	0
Support Services	0	0	0	0	0	0
Capital Charges	0	0	0	0	0	0
Capital Financing Costs	0	0	0	0	0	0
Appropriations	0	0	0	0	0	0
Income	(97,900)	0	(97,900)	(206,795)	(97,900)	0
Capital Financing Inc	0	0	0	0	0	0
Subjective Analysis Total	1,539,500	0	1,539,500	407,927	1,527,917	11,583

Notes

- 1 Vacant ICT Manager/ICT Development Manager offset by Agency costs

CAPITAL EXPENDITURE	Original Budget 2022/23 £	Budget Amendments 2022/23 £	Working Budget 2022/23 £	Q1 Actual 2022/23 £	Projected Outturn 2022/23 £	Projected Variance 2022/23 £
Application System Renewal	258,000	0	258,000	0	0	258,000
I.S. Desktop Equipment	60,000	0	60,000	6,515	60,000	0
I.T.Strategy	52,000	0	52,000	3,239	52,000	0
ICT Laptop Replacement & E-car	120,000	0	120,000	0	120,000	0
ICT Telephony	0	0	0	0	0	0
Service Area Total	490,000	0	490,000	9,754	232,000	258,000

Notes

- 1 Originally planned for potential replacement of Civica & ICON systems. Contracts for these systems have been renewed and no capital expenditure is expected

2022/23 QUARTER 1 - MONITORING SHEET

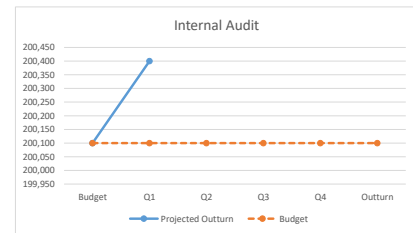
[back to Appendix](#)

Directorate:	Corporate Services
Director:	Paul Thompson
Area of Spend:	Internal Audit
Budget Holder:	Paul Thompson
Portfolio Holder(s):	Anne Whitehead

SERVICE AREA EXPENDITURE	Original Budget 2022/23 £	Budget Amendments 2022/23 £	Working Budget 2022/23 £	Q1 Actual 2022/23 £	Projected Outturn 2022/23 £	Projected Variance 2022/23 £
Internal Audit	200,100	0	200,100	3,066	200,400	(300)
Service Area Total	200,100	0	200,100	3,066	200,400	(300)

Notes

1



Notes

1 Currently no Audit staff, work is undertaken by Mersey Internal Audit Agency (MIAA)

SUBJECTIVE EXPENDITURE	Original Budget 2022/23 £	Budget Amendments 2022/23 £	Working Budget 2022/23 £	Q1 Actual 2022/23 £	Projected Outturn 2022/23 £	Projected Variance 2022/23 £
Employees	99,000	0	99,000	3,066	26,300	72,700
Premises Related Exp	0	0	0	0	0	0
Transport Related Exp	100	0	100	0	100	0
Supplies and Services	101,000	0	101,000	0	174,000	(73,000)
Transfer Payments	0	0	0	0	0	0
Support Services	0	0	0	0	0	0
Capital Charges	0	0	0	0	0	0
Capital Financing Costs	0	0	0	0	0	0
Appropriations	0	0	0	0	0	0
Income	0	0	0	0	0	0
Capital Financing Inc	0	0	0	0	0	0
Subjective Analysis Total	200,100	0	200,100	3,066	200,400	(300)

Notes

1

1

Notes

1 Currently no Audit staff, work is undertaken by Mersey Internal Audit Agency (MIAA) held within supplies and services

2022/23 QUARTER 1 - MONITORING SHEET

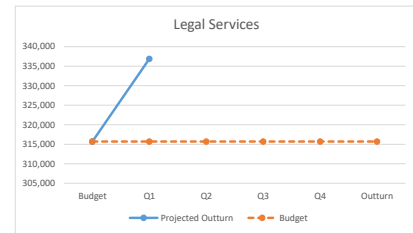
[back to Appendix](#)

Directorate:	Corporate Services
Director:	Luke Gorst
Area of Spend:	Legal Services
Budget Holder:	Luke Gorst
Portfolio Holder(s):	Erica Lewis

SERVICE AREA EXPENDITURE	Original Budget 2022/23 £	Budget Amendments 2022/23 £	Working Budget 2022/23 £	Q1 Actual 2022/23 £	Projected Outturn 2022/23 £	Projected Variance 2022/23 £
Legal Services	315,700	0	315,700	(50,824)	336,866	(21,166)
Service Area Total	315,700	0	315,700	(50,824)	336,866	(21,166)

Notes

1



Notes

1 Legal Services Manager temporary increase offset by Management Team savings/staff turnover saving not yet met

SUBJECTIVE EXPENDITURE	Original Budget 2022/23 £	Budget Amendments 2022/23 £	Working Budget 2022/23 £	Q1 Actual 2022/23 £	Projected Outturn 2022/23 £	Projected Variance 2022/23 £
Employees	473,600	0	473,600	125,884	494,766	(21,166)
Premises Related Exp	0	0	0	0	0	0
Transport Related Exp	500	0	500	38	500	0
Supplies and Services	113,100	0	113,100	47,401	113,100	0
Transfer Payments	0	0	0	0	0	0
Support Services	11,200	0	11,200	0	11,200	0
Capital Charges	0	0	0	0	0	0
Capital Financing Costs	0	0	0	0	0	0
Appropriations	0	0	0	0	0	0
Income	(282,700)	0	(282,700)	(224,147)	(282,700)	0
Capital Financing Inc	0	0	0	0	0	0
Subjective Analysis Total	315,700	0	315,700	(50,824)	336,866	(21,166)

Notes

1

Notes

1 Legal Services Manager temporary increase offset by Management Team savings/staff turnover saving not yet met

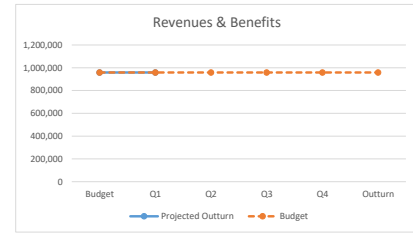
2022/23 QUARTER 1 - MONITORING SHEET

[back to Appendix](#)

Directorate:	Corporate Services
Director:	Paul Thompson
Area of Spend:	Revenues & Benefits
Budget Holder:	Adrian Robinson
Portfolio Holder(s):	Anne Whitehead

SERVICE AREA EXPENDITURE	Original Budget 2022/23 £	Budget Amendments 2022/23 £	Working Budget 2022/23 £	Q1 Actual 2022/23 £	Projected Outturn 2022/23 £	Projected Variance 2022/23 £
Revenues & Benefits	958,500	0	958,500	(1,738,913)	958,500	0
Service Area Total	958,500	0	958,500	(1,738,913)	958,500	0

Notes



Notes

1

SUBJECTIVE EXPENDITURE	Original Budget 2022/23 £	Budget Amendments 2022/23 £	Working Budget 2022/23 £	Q1 Actual 2022/23 £	Projected Outturn 2022/23 £	Projected Variance 2022/23 £
Employees	0	0	0	0	0	0
Premises Related Exp	0	0	0	0	0	0
Transport Related Exp	0	0	0	0	0	0
Supplies and Services	2,437,700	0	2,437,700	8,841,095	2,437,700	0
Transfer Payments	20,276,500	0	20,276,500	4,207,489	20,276,500	0
Support Services	0	0	0	0	0	0
Capital Charges	0	0	0	0	0	0
Capital Financing Costs	0	0	0	0	0	0
Appropriations	0	0	0	0	0	0
Income	(21,755,700)	0	(21,755,700)	(14,787,497)	(21,755,700)	0
Capital Financing Inc	0	0	0	0	0	0
Subjective Analysis Total	958,500	0	958,500	(1,738,913)	958,500	0

Notes

Notes

1

2022/23 QUARTER 1 - MONITORING SHEET

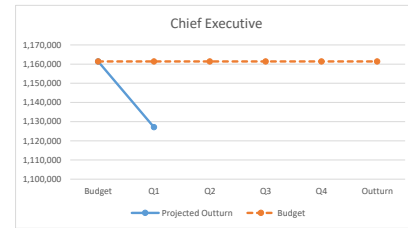
[back to Appendix](#)

Directorate:	Central Services
Director:	Keiran Keane
Area of Spend:	Chief Executive
Budget Holder:	Mark Davies
Portfolio Holder(s):	Caroline Jackson / Erica Lewis

SERVICE AREA EXPENDITURE	Original Budget 2022/23 £	Budget Amendments 2022/23 £	Working Budget 2022/23 £	Q1 Actual 2022/23 £	Projected Outturn 2022/23 £	Projected Variance 2022/23 £
Executive Team	870,600	0	870,600	176,404	836,291	34,309
Grants to other bodies	290,800	0	290,800	112,750	290,800	0
Service Area Total	1,161,400	0	1,161,400	289,154	1,127,091	34,309

Notes

- 1 Vacant Director of Corporate Services/Deputy Director of Community Services - part savings to be used for S151/Monitoring Officers and office/computer equipment



SUBJECTIVE EXPENDITURE	Original Budget 2022/23 £	Budget Amendments 2022/23 £	Working Budget 2022/23 £	Q1 Actual 2022/23 £	Projected Outturn 2022/23 £	Projected Variance 2022/23 £
Employees	794,900	0	794,900	180,012	755,361	39,539
Premises Related Exp	0	0	0	0	0	0
Transport Related Exp	3,100	0	3,100	172	3,100	0
Supplies and Services	363,400	0	363,400	119,341	368,630	(5,230)
Transfer Payments	0	0	0	0	0	0
Support Services	0	0	0	0	0	0
Capital Charges	0	0	0	0	0	0
Capital Financing Costs	0	0	0	0	0	0
Appropriations	0	0	0	0	0	0
Income	0	0	0	(10,371)	0	0
Capital Financing Inc	0	0	0	0	0	0
Subjective Analysis Total	1,161,400	0	1,161,400	289,154	1,127,091	34,309

Notes

- 1 Vacant Director of Corporate Services/Deputy Director of Community Services - part savings to be used for S151/Monitoring Officers
 2 New office/computer equipment for Chief Executive

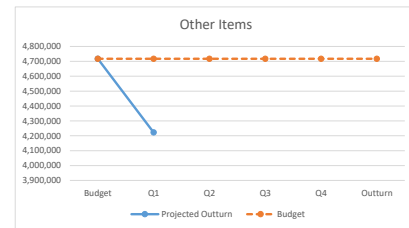
2022/23 QUARTER 1 - MONITORING SHEET

[back to Appendix](#)

Directorate:	Other Items
Director:	Paul Thompson
Area of Spend:	Other Items
Budget Holder:	Paul Thompson
Portfolio Holder(s):	Anne Whitehead

SERVICE AREA EXPENDITURE	Original Budget 2022/23 £	Budget Amendments 2022/23 £	Working Budget 2022/23 £	Q1 Actual 2022/23 £	Projected Outturn 2022/23 £	Projected Variance 2022/23 £
New Homes Bonus	(504,300)	0	(504,300)	(991,357)	(504,300)	0
Revenue Funding of Capital	947,000	0	947,000	0	947,000	0
Minimum Revenue Provision	2,698,400	0	2,698,400	0	2,698,400	0
Interest Payable	1,462,700	0	1,462,700	0	1,462,700	0
Interest Receivable	(11,783)	0	(11,783)	(29,271)	(11,783)	0
Notional Charges	(300)	0	(300)	745,003	(300)	0
Contributions to Reserve	1,077,300	0	1,077,300	0	1,077,300	0
Contributions from Reserve	(4,700)	0	(4,700)	0	(499,600)	494,900
Capital Contributions from Reserve	(947,000)	0	(947,000)	0	(947,000)	0
Service Area Total	4,717,317	0	4,717,317	(275,625)	4,222,417	494,900

Notes



1

Notes

- 1 Unspent Covid-19 grant used to offset general fund net position
- 2
- 3

SUBJECTIVE EXPENDITURE	Original Budget 2022/23 £	Budget Amendments 2022/23 £	Working Budget 2022/23 £	Q1 Actual 2022/23 £	Projected Outturn 2022/23 £	Projected Variance 2022/23 £
Employees	0	0	0	0	0	0
Premises Related Exp	0	0	0	0	0	0
Transport Related Exp	0	0	0	0	0	0
Supplies and Services	321,920	0	321,920	0	321,920	0
Transfer Payments	0	0	0	0	0	0
Support Services	0	0	0	0	0	0
Capital Charges	16,700	0	16,700	0	16,700	0
Capital Financing Costs	1,463,800	0	1,463,800	0	1,463,800	0
Appropriations	3,771,000	0	3,771,000	0	3,276,100	494,900
Income	(556,103)	0	(556,103)	(1,020,628)	(556,103)	0
Capital Financing Inc	(300,000)	0	(300,000)	745,003	(300,000)	0
Subjective Analysis Total	4,717,317	0	4,717,317	(275,625)	4,222,417	494,900

Notes

1

Notes

- 1 Unspent Covid-19 grant used to offset general fund net position
- 2